



Individual Report for ECON-104-A01-Macroeconomic Principles – Zachary Kessler

Project Title: **Student Evaluations of Teaching - Summer 2021**

Survey Audience: **5**

Responses Received: **3**

Response Ratio: **60.0%**

Report Comments

Student evaluations of teaching provide critical feedback to instructors that can be used to adjust and improve the class experience.

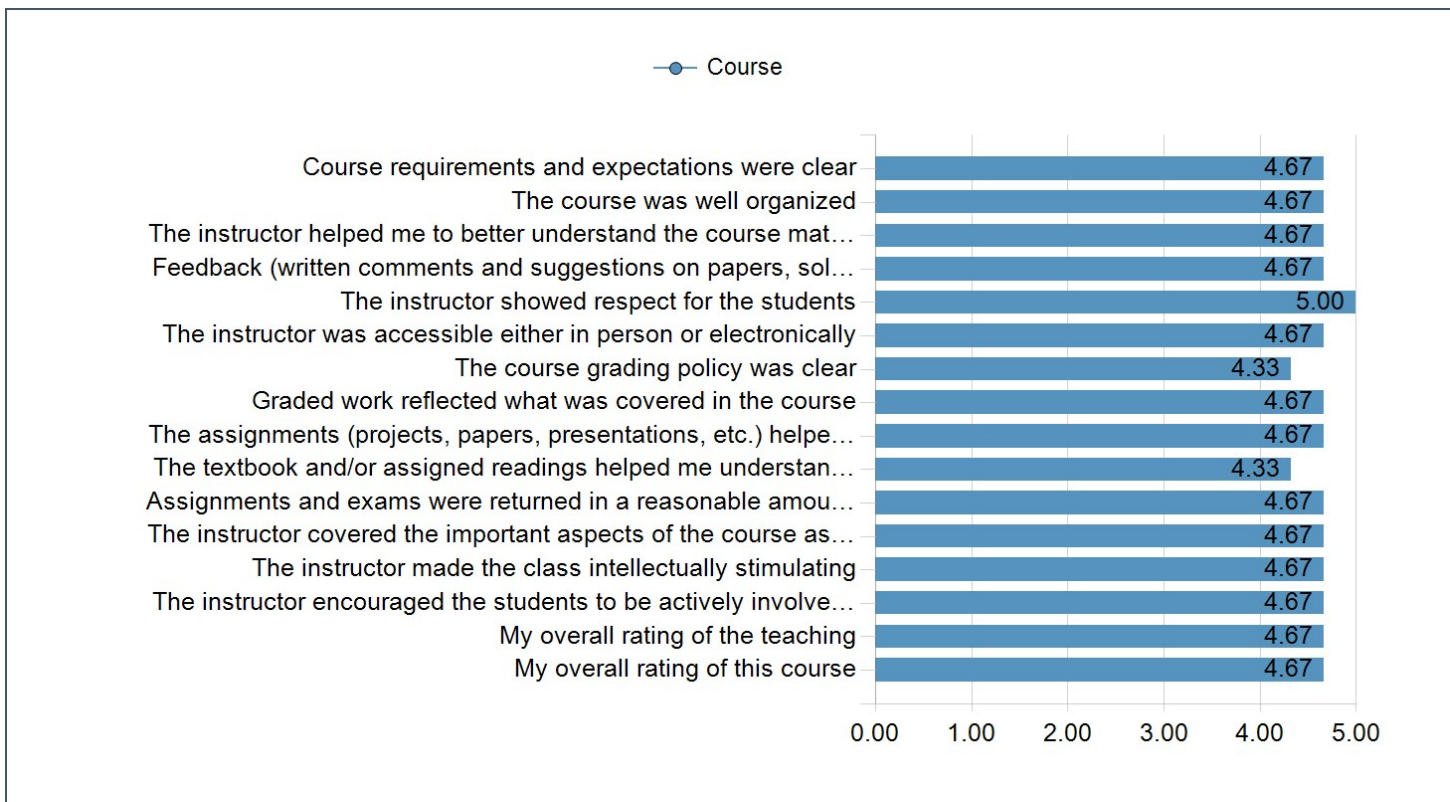
This information is also evaluated as part of performance reviews.

You are encouraged to review this information to learn more about the student perspective and experience.

If you have any questions about the process or how to interpret this information, please contact the Office of Institutional Effectiveness and Planning at oiiep@gmu.edu.

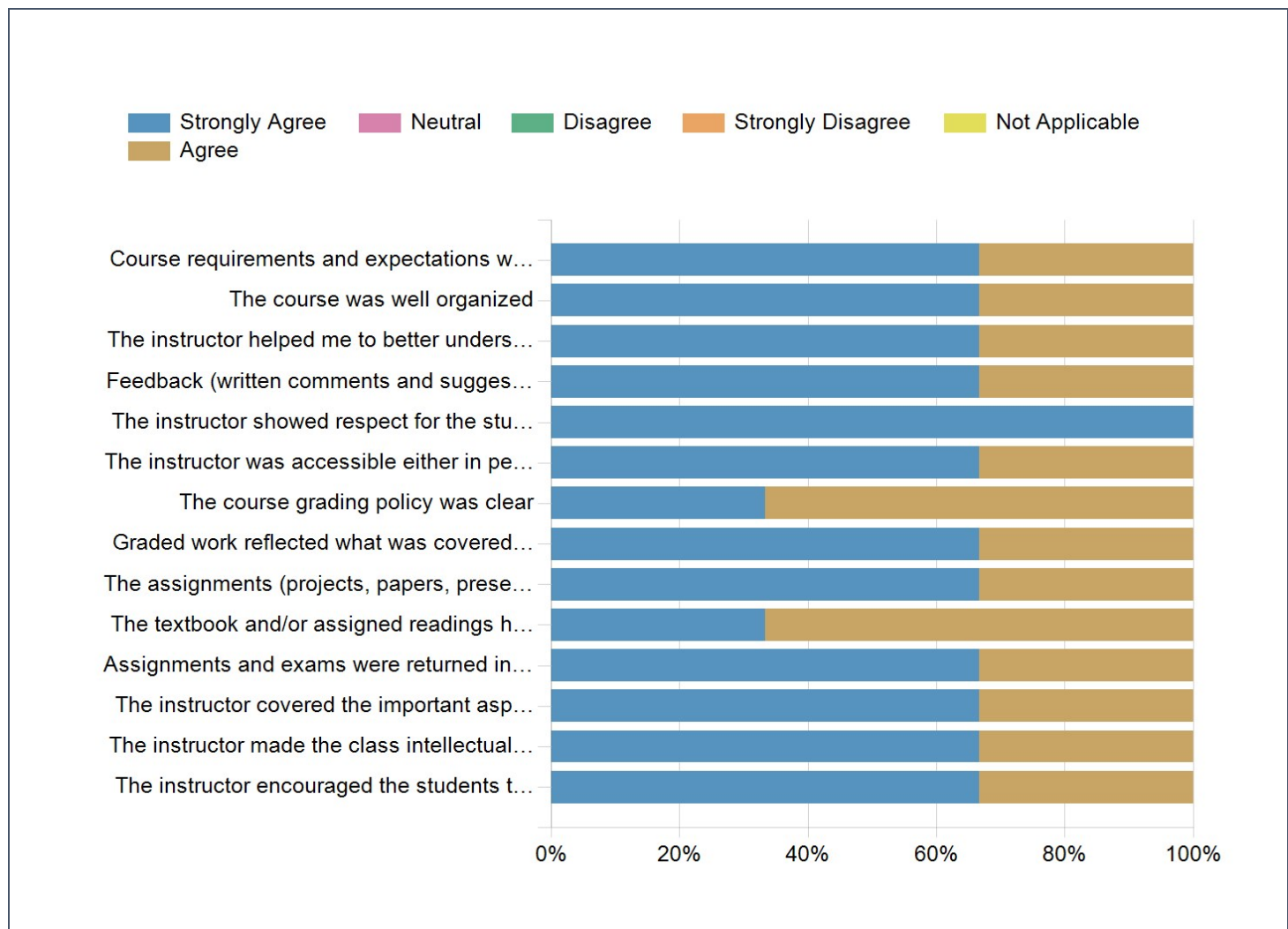
Creation Date: **Saturday, July 17, 2021**

Raters	Students
Responded	3
Invited	5
Response Ratio	60%

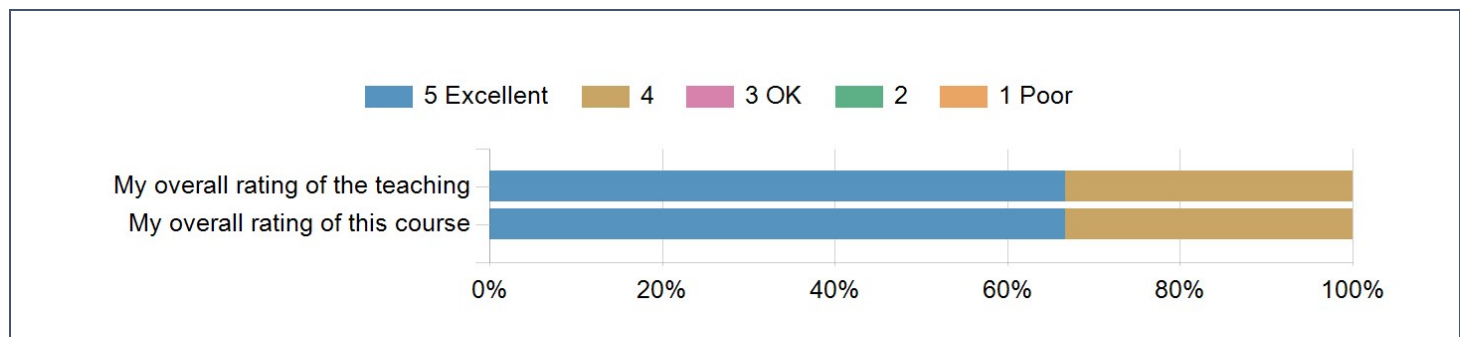


Competency	Course	Standard Deviation	Min	Max
Course requirements and expectations were clear	4.67	+/-0.58	4.00	5.00
The course was well organized	4.67	+/-0.58	4.00	5.00
The instructor helped me to better understand the course material	4.67	+/-0.58	4.00	5.00
Feedback (written comments and suggestions on papers, solutions provided, class discussion, etc.) was helpful	4.67	+/-0.58	4.00	5.00
The instructor showed respect for the students	5.00	+/-0.00	5.00	5.00
The instructor was accessible either in person or electronically	4.67	+/-0.58	4.00	5.00
The course grading policy was clear	4.33	+/-0.58	4.00	5.00
Graded work reflected what was covered in the course	4.67	+/-0.58	4.00	5.00
The assignments (projects, papers, presentations, etc.) helped me learn the material	4.67	+/-0.58	4.00	5.00
The textbook and/or assigned readings helped me understand the material	4.33	+/-0.58	4.00	5.00
Assignments and exams were returned in a reasonable amount of time	4.67	+/-0.58	4.00	5.00
The instructor covered the important aspects of the course as outlined in the syllabus	4.67	+/-0.58	4.00	5.00
The instructor made the class intellectually stimulating	4.67	+/-0.58	4.00	5.00
The instructor encouraged the students to be actively involved in the material through discussion, assignments, and other activities	4.67	+/-0.58	4.00	5.00
My overall rating of the teaching	4.67	+/-0.58	4.00	5.00
My overall rating of this course	4.67	+/-0.58	4.00	5.00

Student Evaluations of Teaching (Q1-Q14)



My overall rating (Q15-Q16)



Top Questions		
1	The instructor showed respect for the students	5.00
2	Course requirements and expectations were clear	4.67
3	The course was well organized	4.67
Lowest Questions		
1	The course grading policy was clear	4.33
2	The textbook and/or assigned readings helped me understand the material	4.33
3	Course requirements and expectations were clear	4.67

Student Evaluations of Teaching (Q1-Q16)

Question	Course				Department (Economics)				School (Humanities & Social Sciences)			
	Response Count	Mean	Min	Max	Response Count	Mean	Min	Max	Response Count	Mean	Min	Max
Course requirements and expectations were clear	3	4.67	4.00	5.00	26	4.58	2.00	5.00	737	4.59	1.00	5.00
The course was well organized	3	4.67	4.00	5.00	26	4.65	3.00	5.00	738	4.47	1.00	5.00
The instructor helped me to better understand the course material	3	4.67	4.00	5.00	26	4.54	3.00	5.00	733	4.41	1.00	5.00
Feedback (written comments and suggestions on papers, solutions provided, class discussion, etc.) was helpful	3	4.67	4.00	5.00	25	4.36	2.00	5.00	714	4.32	1.00	5.00
The instructor showed respect for the students	3	5.00	5.00	5.00	26	4.77	3.00	5.00	728	4.72	1.00	5.00
The instructor was accessible either in person or electronically	3	4.67	4.00	5.00	26	4.65	2.00	5.00	732	4.59	1.00	5.00
The course grading policy was clear	3	4.33	4.00	5.00	26	4.35	2.00	5.00	734	4.56	1.00	5.00
Graded work reflected what was covered in the course	3	4.67	4.00	5.00	26	4.23	1.00	5.00	732	4.60	1.00	5.00
The assignments (projects, papers, presentations, etc.) helped me learn the material	3	4.67	4.00	5.00	24	4.58	3.00	5.00	730	4.53	1.00	5.00
The textbook and/or assigned readings helped me understand the material	3	4.33	4.00	5.00	24	4.29	3.00	5.00	717	4.42	1.00	5.00
Assignments and exams were returned in a reasonable amount of time	3	4.67	4.00	5.00	26	4.50	2.00	5.00	726	4.55	1.00	5.00
The instructor covered the important aspects of the course as outlined in the syllabus	3	4.67	4.00	5.00	26	4.62	3.00	5.00	734	4.59	1.00	5.00
The instructor made the class intellectually stimulating	3	4.67	4.00	5.00	26	4.54	3.00	5.00	729	4.36	1.00	5.00
The instructor encouraged the students to be actively involved in the material through discussion, assignments, and other	3	4.67	4.00	5.00	26	4.46	3.00	5.00	724	4.53	1.00	5.00

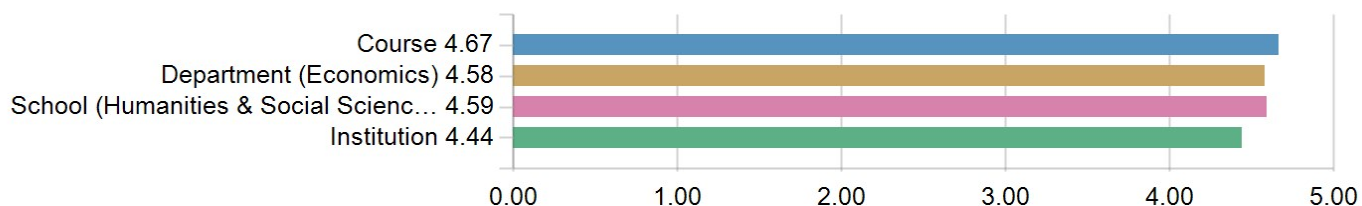
Question	Course				Department (Economics)				School (Humanities & Social Sciences)			
	Response Count	Mean	Min	Max	Response Count	Mean	Min	Max	Response Count	Mean	Min	Max
activities												
My overall rating of the teaching	3	4.67	4.00	5.00	26	4.58	2.00	5.00	739	4.48	1.00	5.00
My overall rating of this course	3	4.67	4.00	5.00	26	4.31	2.00	5.00	739	4.38	1.00	5.00

Student Evaluations of Teaching (Q1-Q16) (continued)

Question	Institution			
	Response Count	Mean	Min	Max
Course requirements and expectations were clear	3582	4.44	1.00	5.00
The course was well organized	3591	4.33	1.00	5.00
The instructor helped me to better understand the course material	3562	4.24	1.00	5.00
Feedback (written comments and suggestions on papers, solutions provided, class discussion, etc.) was helpful	3468	4.19	1.00	5.00
The instructor showed respect for the students	3564	4.60	1.00	5.00
The instructor was accessible either in person or electronically	3550	4.49	1.00	5.00
The course grading policy was clear	3579	4.47	1.00	5.00
Graded work reflected what was covered in the course	3565	4.45	1.00	5.00
The assignments (projects, papers, presentations, etc.) helped me learn the material	3550	4.38	1.00	5.00
The textbook and/or assigned readings helped me understand the material	3481	4.29	1.00	5.00
Assignments and exams were returned in a reasonable amount of time	3523	4.43	1.00	5.00
The instructor covered the important aspects of the course as outlined in the syllabus	3571	4.48	1.00	5.00
The instructor made the class intellectually stimulating	3535	4.23	1.00	5.00
The instructor encouraged the students to be actively involved in the material through discussion, assignments, and other activities	3507	4.43	1.00	5.00
My overall rating of the teaching	3590	4.32	1.00	5.00
My overall rating of this course	3593	4.21	1.00	5.00

Student Evaluations of Teaching (Q1-Q16) - Chart

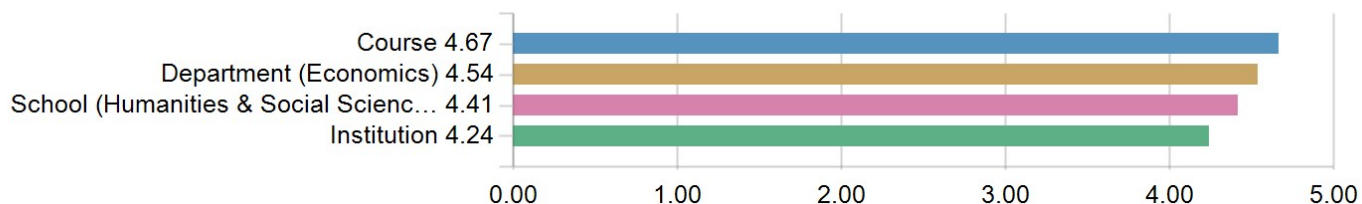
1. Course requirements and expectations were clear



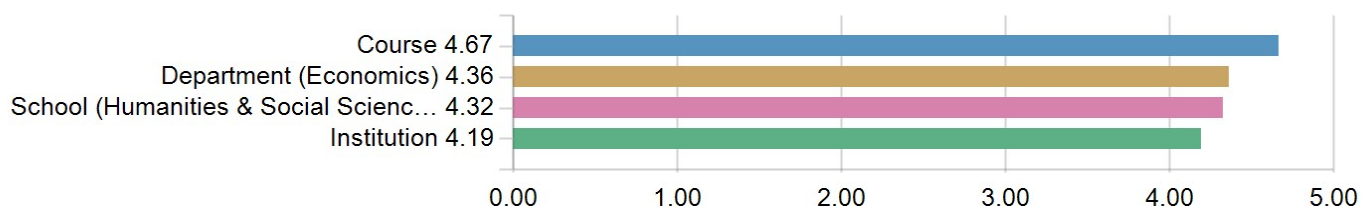
2. The course was well organized



3. The instructor helped me to better understand the course material



4. Feedback (written comments and suggestions on papers, solutions provided, class discussion, etc.) was helpful



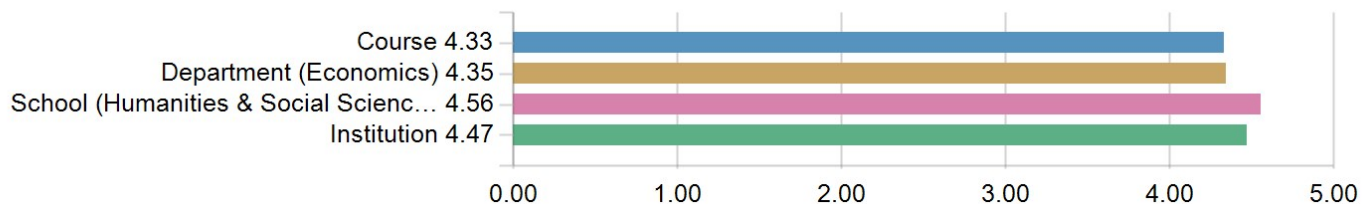
5. The instructor showed respect for the students



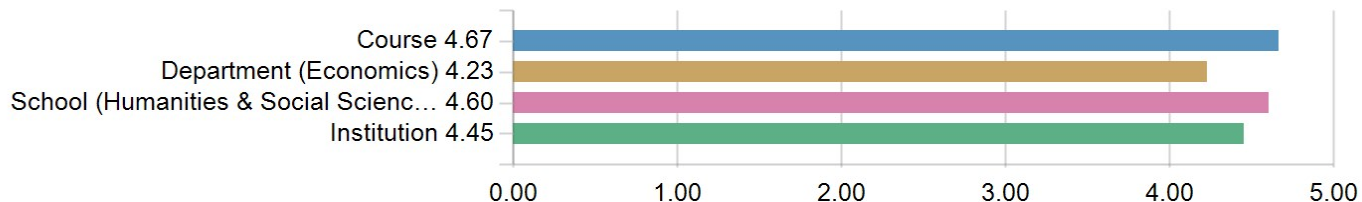
6. The instructor was accessible either in person or electronically



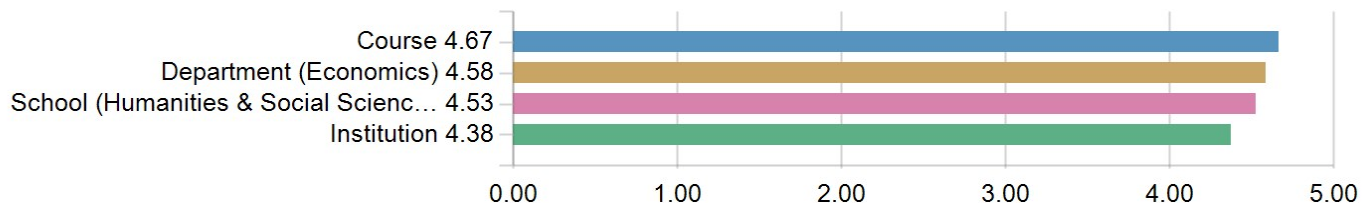
7. The course grading policy was clear



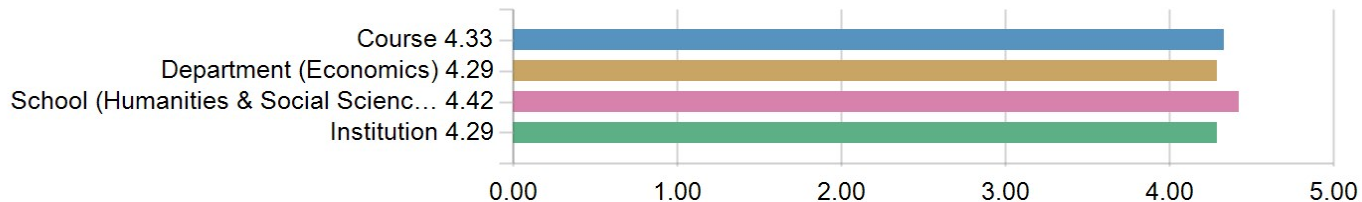
8. Graded work reflected what was covered in the course



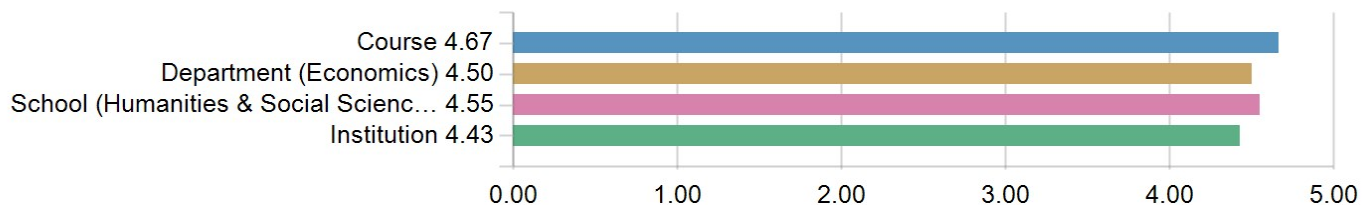
9. The assignments (projects, papers, presentations, etc.) helped me learn the material



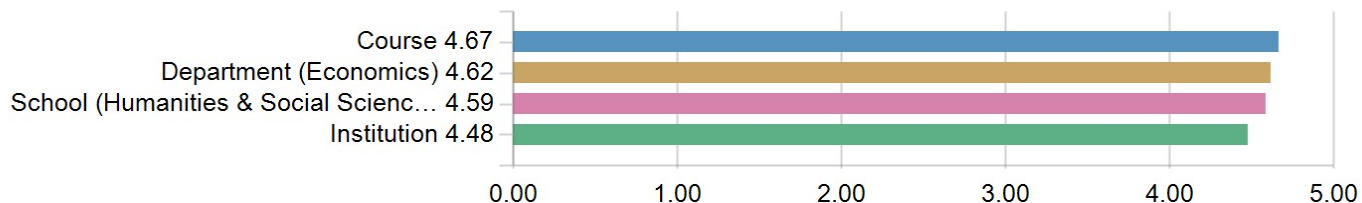
10. The textbook and/or assigned readings helped me understand the material



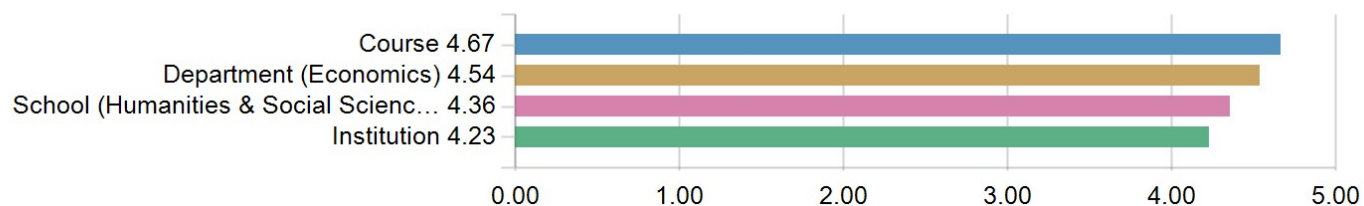
11. Assignments and exams were returned in a reasonable amount of time



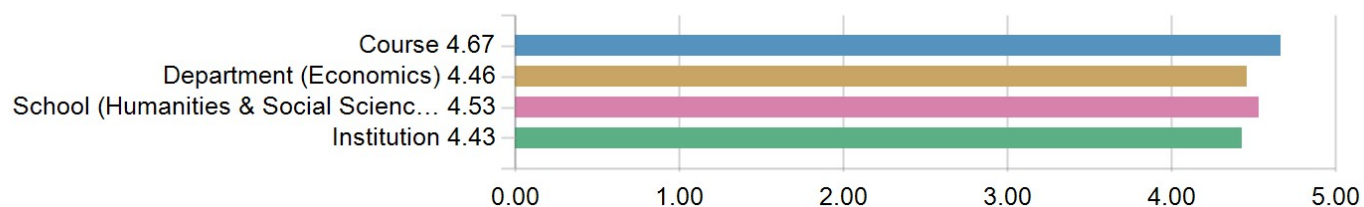
12. The instructor covered the important aspects of the course as outlined in the syllabus



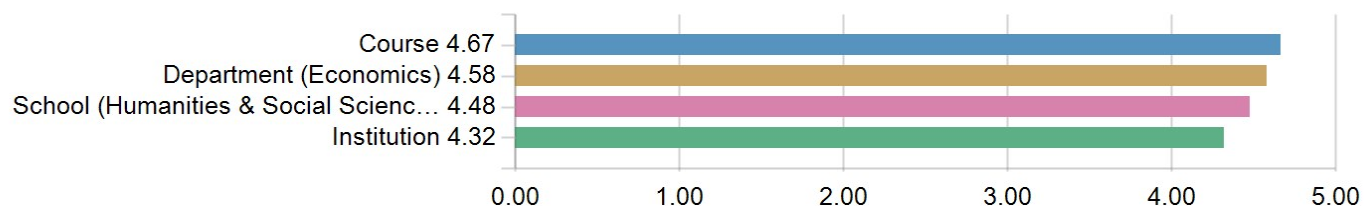
13. The instructor made the class intellectually stimulating



14. The instructor encouraged the students to be actively involved in the material through discussion, assignments, and other activities



15. My overall rating of the teaching



16. My overall rating of this course



Student Evaluations of Teaching (Q1-Q16)

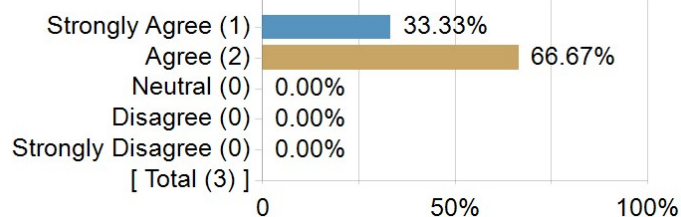
	Mean	Median	Min	Max	25th Percentile	50th Percentile	75th Percentile	Resp
Course requirements and expectations were clear	4.67	5.00	4.00	5.00	4.00	5.00	5.00	3
The course was well organized	4.67	5.00	4.00	5.00	4.00	5.00	5.00	3
The instructor helped me to better understand the course material	4.67	5.00	4.00	5.00	4.00	5.00	5.00	3
Feedback (written comments and suggestions on papers, solutions provided, class discussion, etc.) was helpful	4.67	5.00	4.00	5.00	4.00	5.00	5.00	3
The instructor showed respect for the students	5.00	5.00	5.00	5.00	5.00	5.00	5.00	3
The instructor was accessible either in person or electronically	4.67	5.00	4.00	5.00	4.00	5.00	5.00	3
The course grading policy was clear	4.33	4.00	4.00	5.00	4.00	4.00	5.00	3
Graded work reflected what was covered in the course	4.67	5.00	4.00	5.00	4.00	5.00	5.00	3
The assignments (projects, papers, presentations, etc.) helped me learn the material	4.67	5.00	4.00	5.00	4.00	5.00	5.00	3
The textbook and/or assigned readings helped me understand the material	4.33	4.00	4.00	5.00	4.00	4.00	5.00	3
Assignments and exams were returned in a reasonable amount of time	4.67	5.00	4.00	5.00	4.00	5.00	5.00	3
The instructor covered the important aspects of the course as outlined in the syllabus	4.67	5.00	4.00	5.00	4.00	5.00	5.00	3
The instructor made the class intellectually stimulating	4.67	5.00	4.00	5.00	4.00	5.00	5.00	3
The instructor encouraged the students to be actively involved in the material through discussion, assignments, and other activities	4.67	5.00	4.00	5.00	4.00	5.00	5.00	3
My overall rating of the teaching	4.67	5.00	4.00	5.00	4.00	5.00	5.00	3
My overall rating of this course	4.67	5.00	4.00	5.00	4.00	5.00	5.00	3

Student Evaluations of Teaching (Q1-Q16)

Competency Statistics		Value
Mean		4.65
Median		5.00

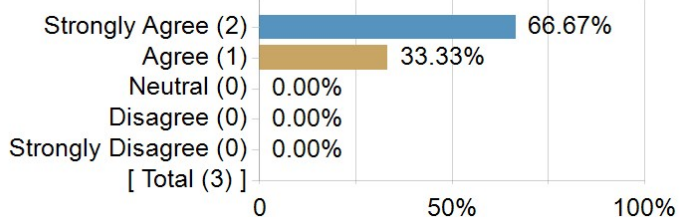
1. Course requirements and expectations were clear		2. The course was well organized																	
<div><div><div>Strongly Agree (2)</div><div>Agree (1)</div><div>Neutral (0)</div><div>Disagree (0)</div><div>Strongly Disagree (0)</div><div>[Total (3)]</div></div><div><div><div></div><div></div><div></div><div></div><div></div></div><div><div>0</div><div>50%</div><div>100%</div></div></div><div><div>66.67%</div><div>33.33%</div><div>0.00%</div><div>0.00%</div><div>0.00%</div></div></div>		<div><div><div>Strongly Agree (2)</div><div>Agree (1)</div><div>Neutral (0)</div><div>Disagree (0)</div><div>Strongly Disagree (0)</div><div>[Total (3)]</div></div><div><div><div></div><div></div><div></div><div></div><div></div></div><div><div>0</div><div>50%</div><div>100%</div></div></div><div><div>66.67%</div><div>33.33%</div><div>0.00%</div><div>0.00%</div><div>0.00%</div></div></div>																	
<table><tr><td>Statistics</td><td>Value</td></tr><tr><td>Response Count</td><td>3</td></tr><tr><td>Mean</td><td>4.67</td></tr><tr><td>Median</td><td>5.00</td></tr></table>		Statistics	Value	Response Count	3	Mean	4.67	Median	5.00	<table><tr><td>Statistics</td><td>Value</td></tr><tr><td>Response Count</td><td>3</td></tr><tr><td>Mean</td><td>4.67</td></tr><tr><td>Median</td><td>5.00</td></tr></table>		Statistics	Value	Response Count	3	Mean	4.67	Median	5.00
Statistics	Value																		
Response Count	3																		
Mean	4.67																		
Median	5.00																		
Statistics	Value																		
Response Count	3																		
Mean	4.67																		
Median	5.00																		
3. The instructor helped me to better understand the course material		4. Feedback (written comments and suggestions on papers, solutions provided, class discussion, etc.) was helpful																	
<div><div><div>Strongly Agree (2)</div><div>Agree (1)</div><div>Neutral (0)</div><div>Disagree (0)</div><div>Strongly Disagree (0)</div><div>[Total (3)]</div></div><div><div><div></div><div></div><div></div><div></div><div></div></div><div><div>0</div><div>50%</div><div>100%</div></div></div><div><div>66.67%</div><div>33.33%</div><div>0.00%</div><div>0.00%</div><div>0.00%</div></div></div>		<div><div><div>Strongly Agree (2)</div><div>Agree (1)</div><div>Neutral (0)</div><div>Disagree (0)</div><div>Strongly Disagree (0)</div><div>[Total (3)]</div></div><div><div><div></div><div></div><div></div><div></div><div></div></div><div><div>0</div><div>50%</div><div>100%</div></div></div><div><div>66.67%</div><div>33.33%</div><div>0.00%</div><div>0.00%</div><div>0.00%</div></div></div>																	
<table><tr><td>Statistics</td><td>Value</td></tr><tr><td>Response Count</td><td>3</td></tr><tr><td>Mean</td><td>4.67</td></tr><tr><td>Median</td><td>5.00</td></tr></table>		Statistics	Value	Response Count	3	Mean	4.67	Median	5.00	<table><tr><td>Statistics</td><td>Value</td></tr><tr><td>Response Count</td><td>3</td></tr><tr><td>Mean</td><td>4.67</td></tr><tr><td>Median</td><td>5.00</td></tr></table>		Statistics	Value	Response Count	3	Mean	4.67	Median	5.00
Statistics	Value																		
Response Count	3																		
Mean	4.67																		
Median	5.00																		
Statistics	Value																		
Response Count	3																		
Mean	4.67																		
Median	5.00																		
5. The instructor showed respect for the students		6. The instructor was accessible either in person or electronically																	
<div><div><div>Strongly Agree (3)</div><div>Agree (0)</div><div>Neutral (0)</div><div>Disagree (0)</div><div>Strongly Disagree (0)</div><div>[Total (3)]</div></div><div><div><div></div><div></div><div></div><div></div><div></div></div><div><div>0</div><div>50%</div><div>100%</div></div></div><div><div>100.00%</div><div>0.00%</div><div>0.00%</div><div>0.00%</div><div>0.00%</div></div></div>		<div><div><div>Strongly Agree (2)</div><div>Agree (1)</div><div>Neutral (0)</div><div>Disagree (0)</div><div>Strongly Disagree (0)</div><div>[Total (3)]</div></div><div><div><div></div><div></div><div></div><div></div><div></div></div><div><div>0</div><div>50%</div><div>100%</div></div></div><div><div>66.67%</div><div>33.33%</div><div>0.00%</div><div>0.00%</div><div>0.00%</div></div></div>																	
<table><tr><td>Statistics</td><td>Value</td></tr><tr><td>Response Count</td><td>3</td></tr><tr><td>Mean</td><td>5.00</td></tr><tr><td>Median</td><td>5.00</td></tr></table>		Statistics	Value	Response Count	3	Mean	5.00	Median	5.00	<table><tr><td>Statistics</td><td>Value</td></tr><tr><td>Response Count</td><td>3</td></tr><tr><td>Mean</td><td>4.67</td></tr><tr><td>Median</td><td>5.00</td></tr></table>		Statistics	Value	Response Count	3	Mean	4.67	Median	5.00
Statistics	Value																		
Response Count	3																		
Mean	5.00																		
Median	5.00																		
Statistics	Value																		
Response Count	3																		
Mean	4.67																		
Median	5.00																		

7. The course grading policy was clear



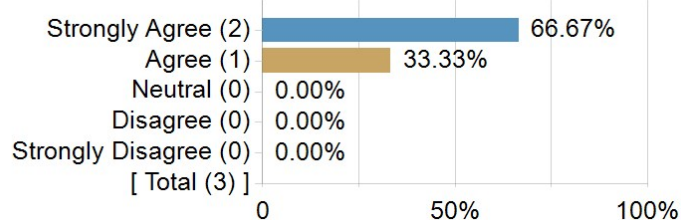
Statistics	Value
Response Count	3
Mean	4.33
Median	4.00

8. Graded work reflected what was covered in the course



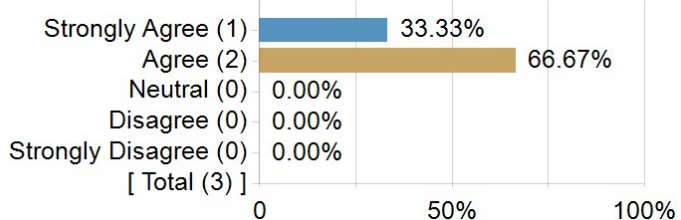
Statistics	Value
Response Count	3
Mean	4.67
Median	5.00

9. The assignments (projects, papers, presentations, etc.) helped me learn the material



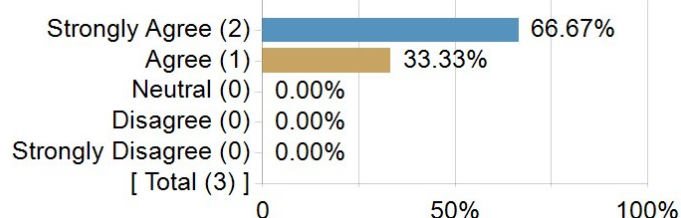
Statistics	Value
Response Count	3
Mean	4.67
Median	5.00

10. The textbook and/or assigned readings helped me understand the material



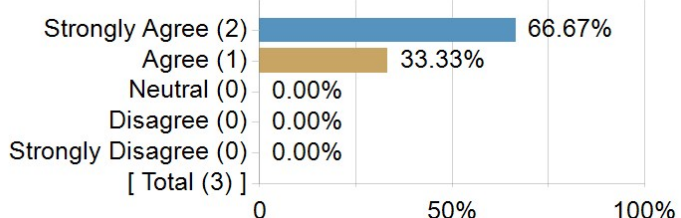
Statistics	Value
Response Count	3
Mean	4.33
Median	4.00

11. Assignments and exams were returned in a reasonable amount of time



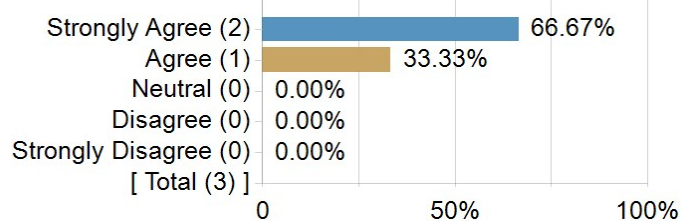
Statistics	Value
Response Count	3
Mean	4.67
Median	5.00

12. The instructor covered the important aspects of the course as outlined in the syllabus



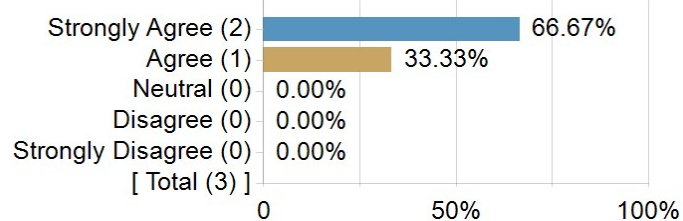
Statistics	Value
Response Count	3
Mean	4.67
Median	5.00

13. The instructor made the class intellectually stimulating



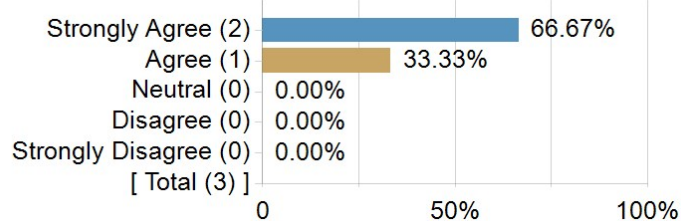
Statistics	Value
Response Count	3
Mean	4.67
Median	5.00

14. The instructor encouraged the students to be actively involved in the material through discussion, assignments, and other activities



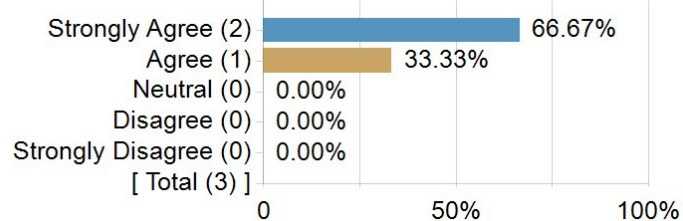
Statistics	Value
Response Count	3
Mean	4.67
Median	5.00

15. My overall rating of the teaching



Statistics	Value
Response Count	3
Mean	4.67
Median	5.00

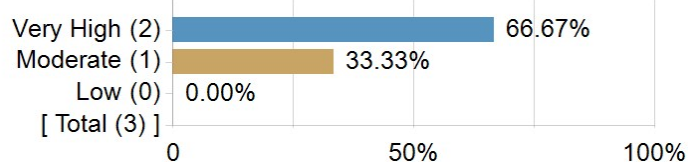
16. My overall rating of this course



Statistics	Value
Response Count	3
Mean	4.67
Median	5.00

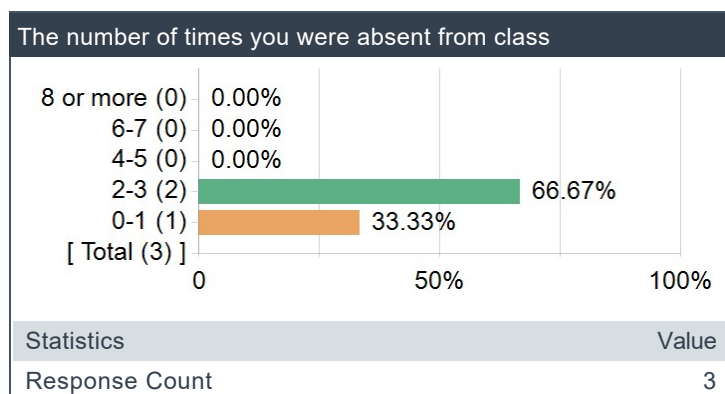
The amount of effort you put into the course

The amount of effort you put into the course

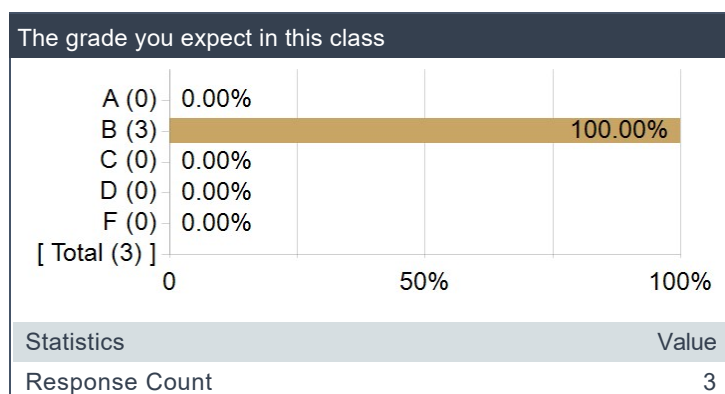


Statistics	Value
Response Count	3

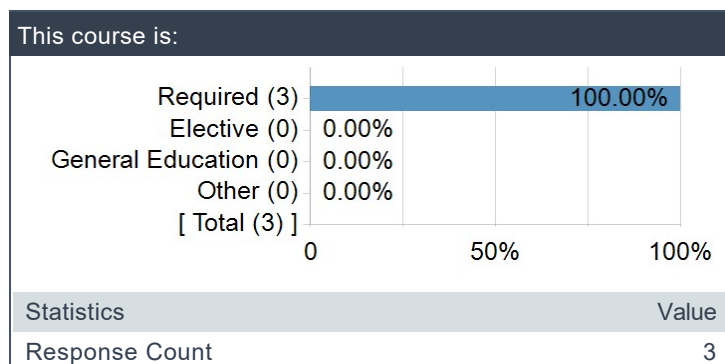
The number of times you were absent from class



The grade you expect in this class



This course is:



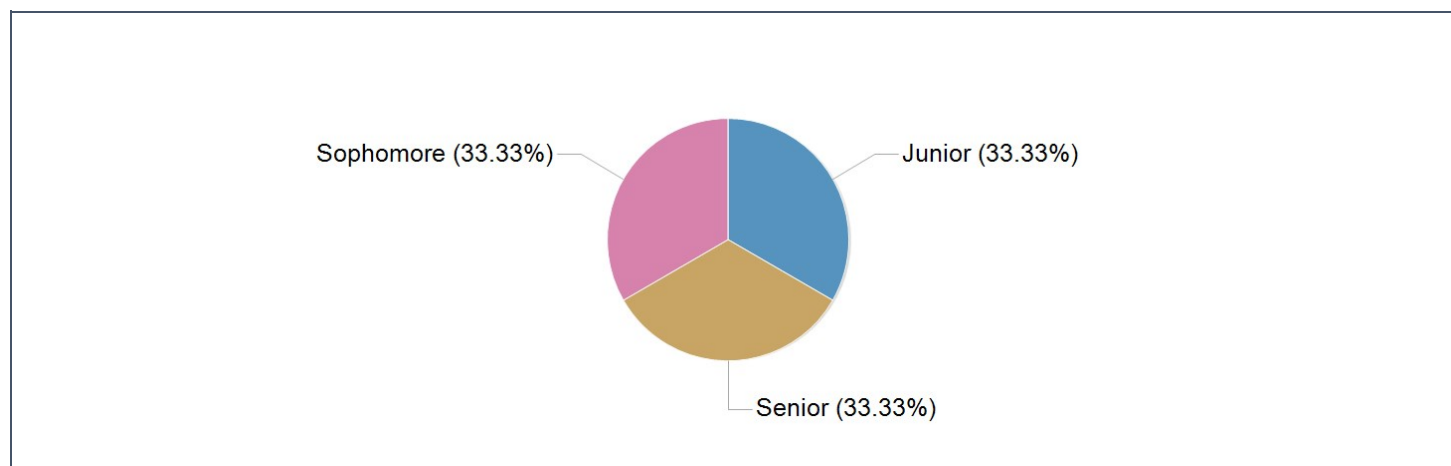
What aspects of the course and the way it was taught helped you to learn?

Comments
The professor was clear and explained topics well and was flexible and understanding.
Professor Kessler spoke very dynamically and always encouraged asking questions after each key point to ensure we understood everything covered throughout the class. He also answered any questions regardless of their direct relevance to the course, which created a rich learning environment where we could ask questions about economics in general terms without fear of being shot down for asking off-topic questions. All feedback on assignments were very helpful and any feedback needing clarification, he was happy to do so through shooting him an email. Just an all-around amazing professor.
Professor Kessler was very interactive with students and open to answer any questions. He provide feedback which was also helpful after assignments. Overall teaching style was great. Economics can get pretty confusing in some areas but the material was taught well.

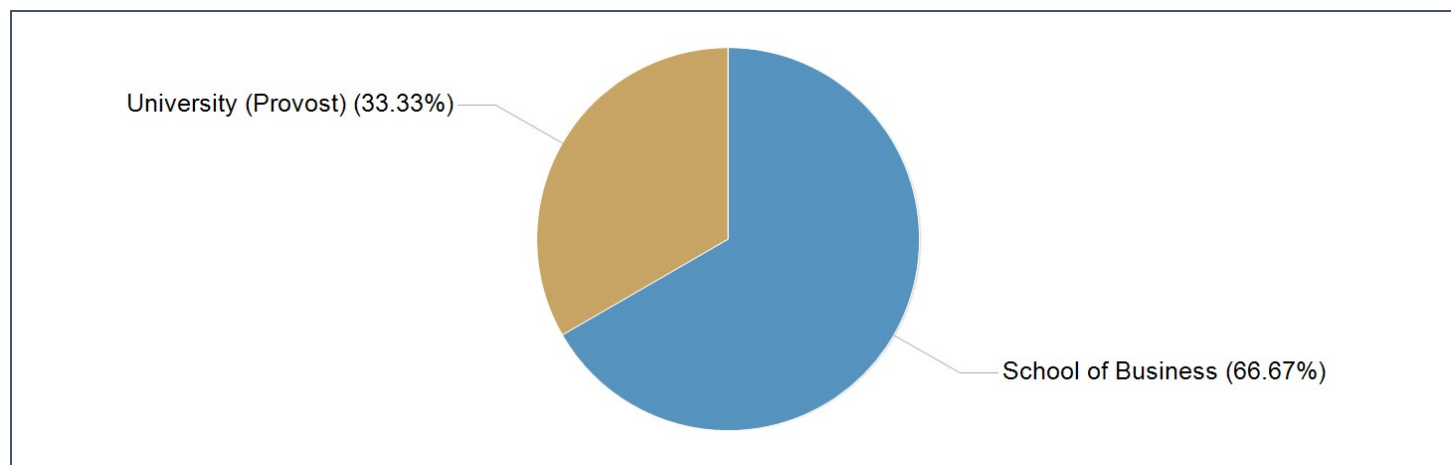
What modifications do you suggest for the next time the course is taught?

Comments
Phrasing on questions for the homework and exams were a bit confusing. Maybe improving on that would make things easier to understand.
Personally, I have no modifications for the way this course was taught. Aside from the difficulties that come with this being a night class, taking Professor Kessler's macroeconomics course was the best decision I could have made when registering for ECON 104 for my second time here at GMU.
I'm not sure, since this was a summer class everything was very quick. I think it was organized well in the short amount of time.

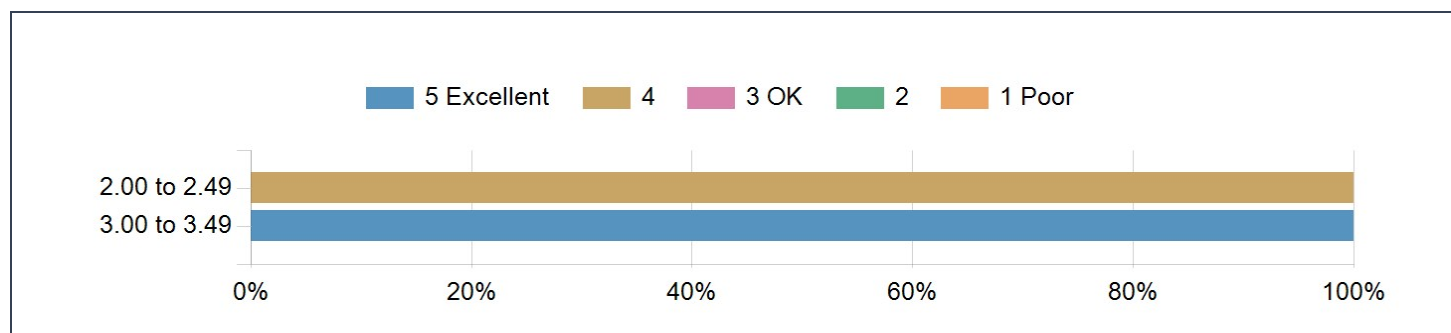
Student Class



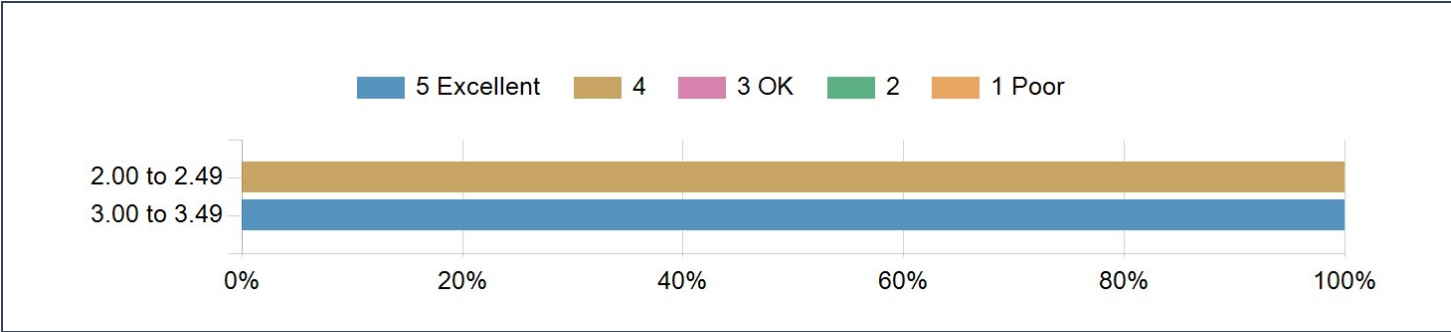
Student College



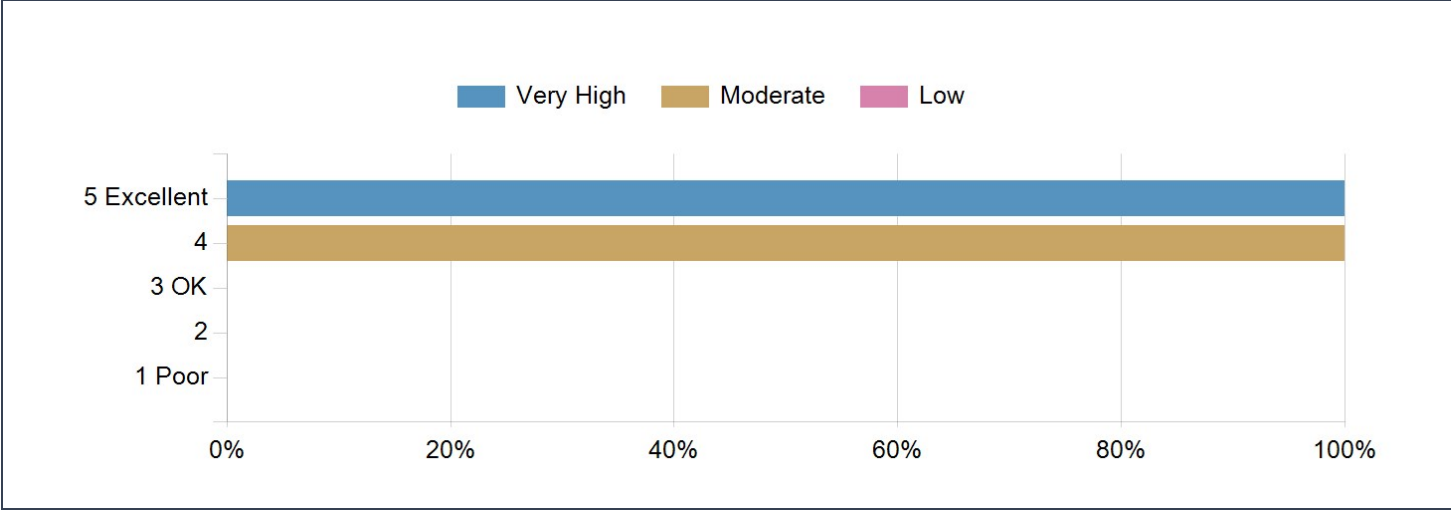
My overall rating of the teaching - Vs. GPA



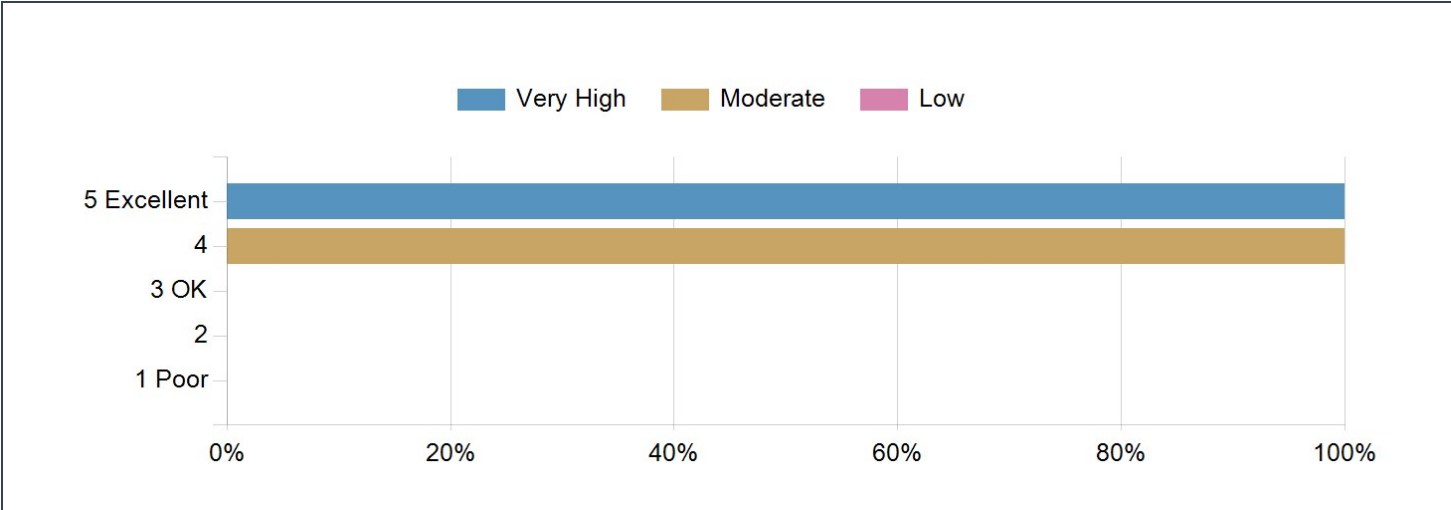
My overall rating of this course Vs. GPA



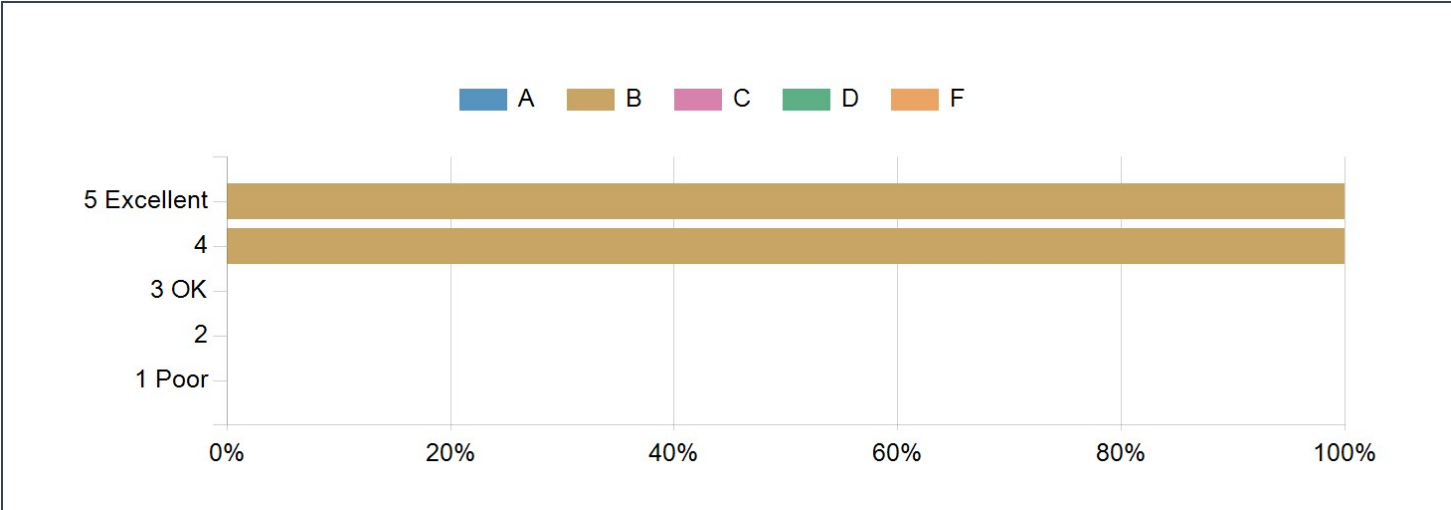
The amount of effort you put into the course Vs. My overall rating of the teaching



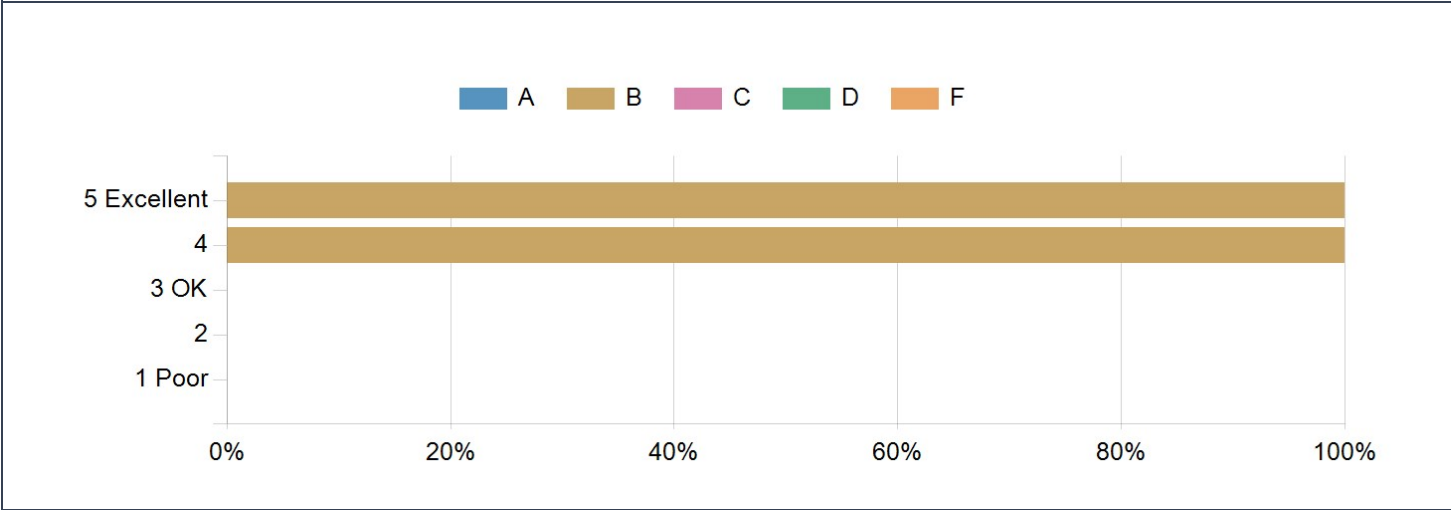
The amount of effort you put into the course Vs. My overall rating of this course



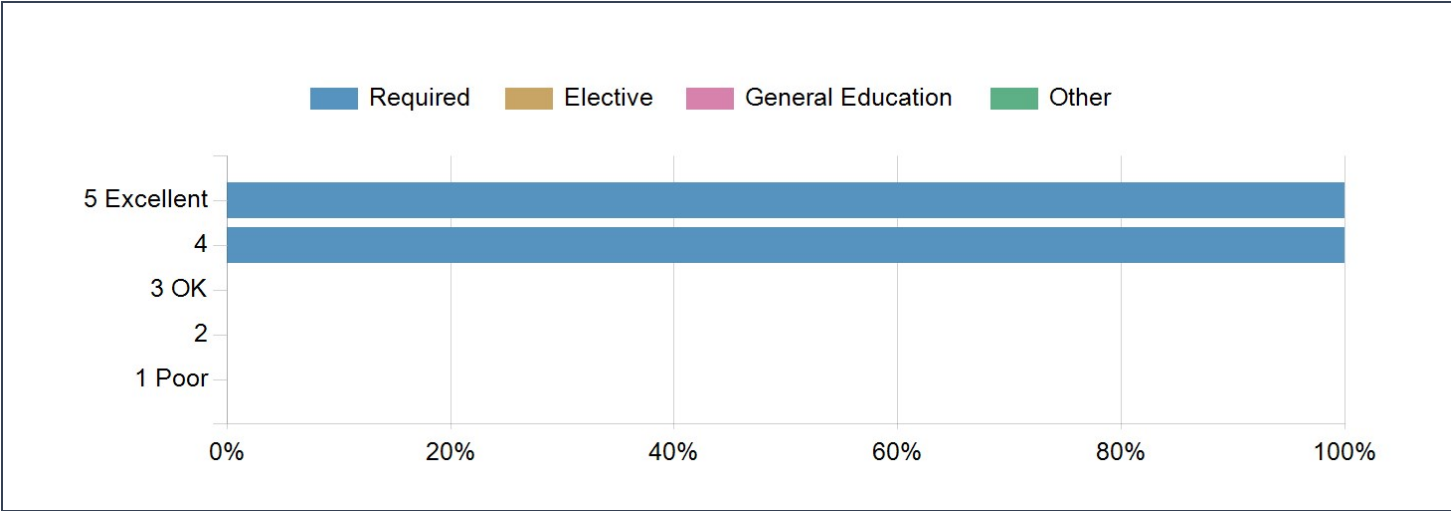
The grade you expect in this class Vs. My overall rating of the teaching



The grade you expect in this class Vs. My overall rating of this course



This course is: Vs. My overall rating of the teaching



This course is: Vs. My overall rating of this course

