



# Individual Report for ECON-360-001-Economics of Developing Areas (Zachary Kessler)

Project Title: **Student Evaluations of Teaching - Fall 2020**

Survey Audience: **8**

Responses Received: **4**

Response Ratio: **50.0%**

---

## Report Comments

Student evaluations of teaching provide critical feedback to instructors that can be used to adjust and improve the class experience.

This information is also evaluated as part of performance reviews.

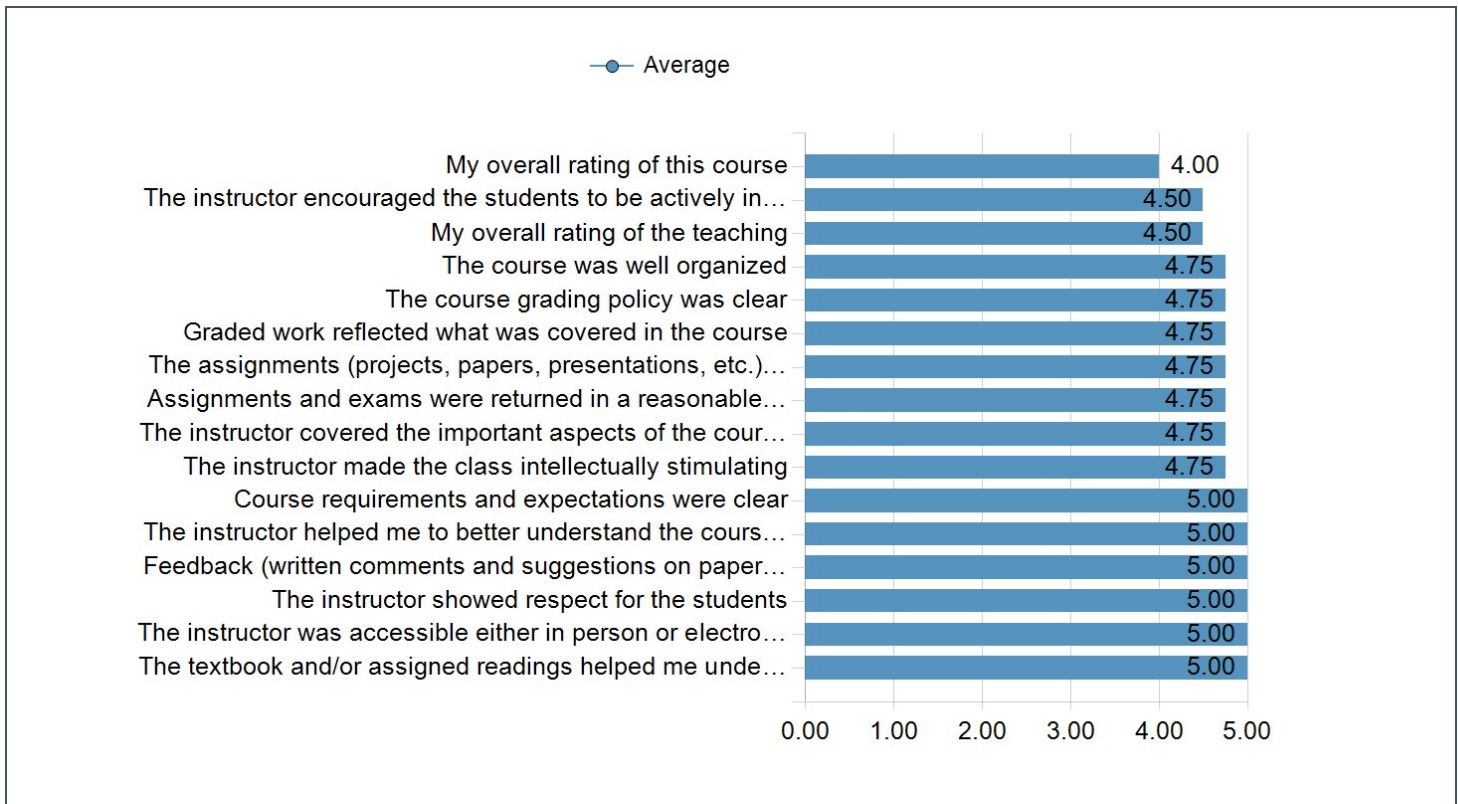
You are encouraged to review this information to learn more about the student perspective and experience.

If you have any questions about the process or how to interpret this information, please contact the Office of Institutional Effectiveness and Planning at [oiiep@gmu.edu](mailto:oiiep@gmu.edu).

---

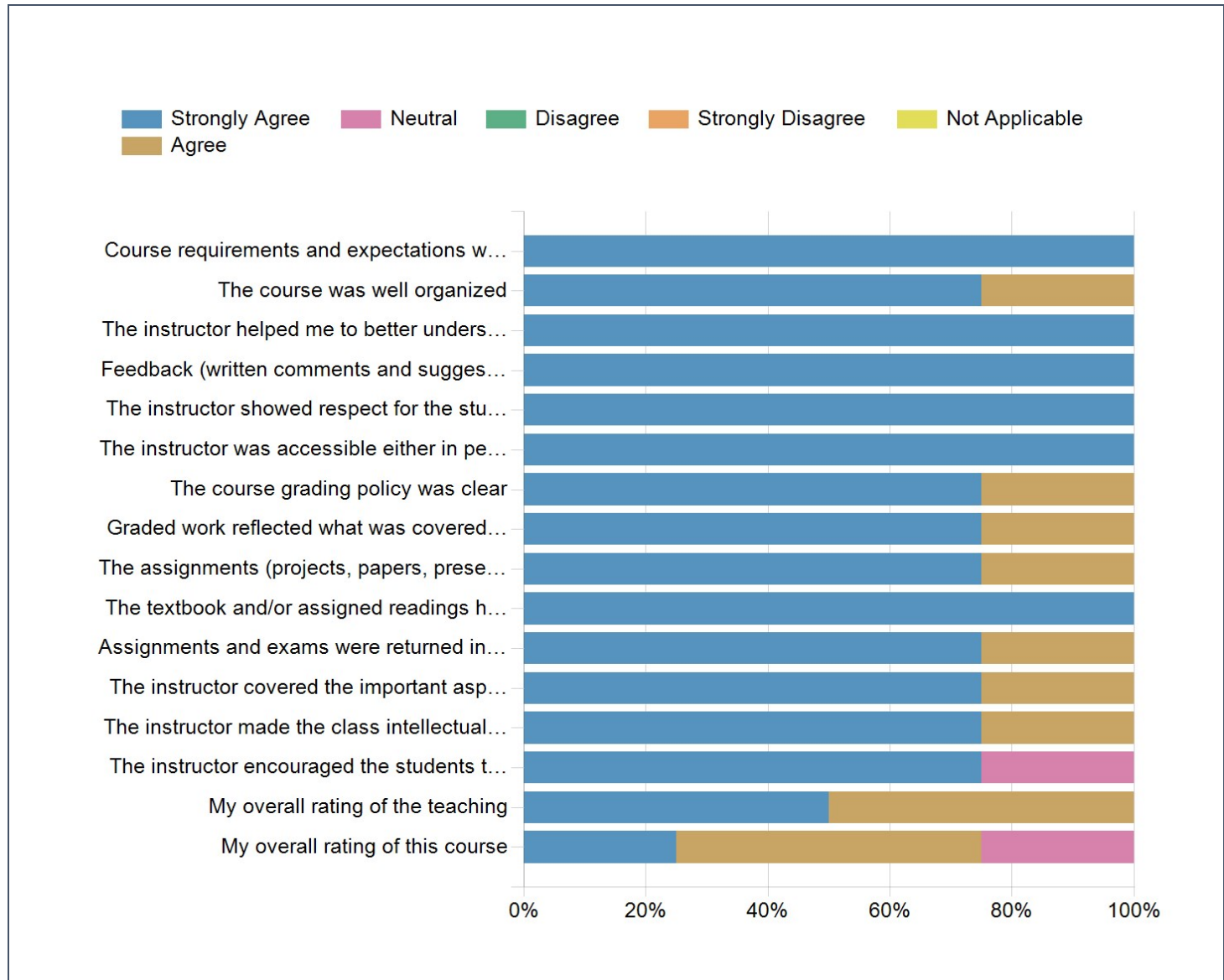
Creation Date: **Friday, December 25, 2020**

Raters	Students
Responded	4
Invited	8
Response Ratio	50%



Competency	Average	Standard Deviation	Min	Max
My overall rating of this course	4.00	+/-0.82	3.00	5.00
The instructor encouraged the students to be actively involved in the material through discussion, assignments, and other activities	4.50	+/-1.00	3.00	5.00
My overall rating of the teaching	4.50	+/-0.58	4.00	5.00
The course was well organized	4.75	+/-0.50	4.00	5.00
The course grading policy was clear	4.75	+/-0.50	4.00	5.00
Graded work reflected what was covered in the course	4.75	+/-0.50	4.00	5.00
The assignments (projects, papers, presentations, etc.) helped me learn the material	4.75	+/-0.50	4.00	5.00
Assignments and exams were returned in a reasonable amount of time	4.75	+/-0.50	4.00	5.00
The instructor covered the important aspects of the course as outlined in the syllabus	4.75	+/-0.50	4.00	5.00
The instructor made the class intellectually stimulating	4.75	+/-0.50	4.00	5.00
Course requirements and expectations were clear	5.00	+/-0.00	5.00	5.00
The instructor helped me to better understand the course material	5.00	+/-0.00	5.00	5.00
Feedback (written comments and suggestions on papers, solutions provided, class discussion, etc.) was helpful	5.00	+/-0.00	5.00	5.00
The instructor showed respect for the students	5.00	+/-0.00	5.00	5.00
The instructor was accessible either in person or electronically	5.00	+/-0.00	5.00	5.00
The textbook and/or assigned readings helped me understand the material	5.00	+/-0.00	5.00	5.00

## Student Evaluations of Teaching



Top Questions			
1	Course requirements and expectations were clear	Student Evaluations of Teaching- ALL QUESTIONS	5.00
2	The instructor helped me to better understand the course material	Student Evaluations of Teaching- ALL QUESTIONS	5.00
3	Feedback (written comments and suggestions on papers, solutions provided, class discussion, etc.) was helpful	Student Evaluations of Teaching- ALL QUESTIONS	5.00
Lowest Questions			
1	The number of times you were absent from class	Student Evaluations of Teaching- ALL QUESTIONS	1.50
2	My overall rating of this course	Student Evaluations of Teaching- ALL QUESTIONS	4.00
3	This course is:	Student Evaluations of Teaching- ALL QUESTIONS	4.00

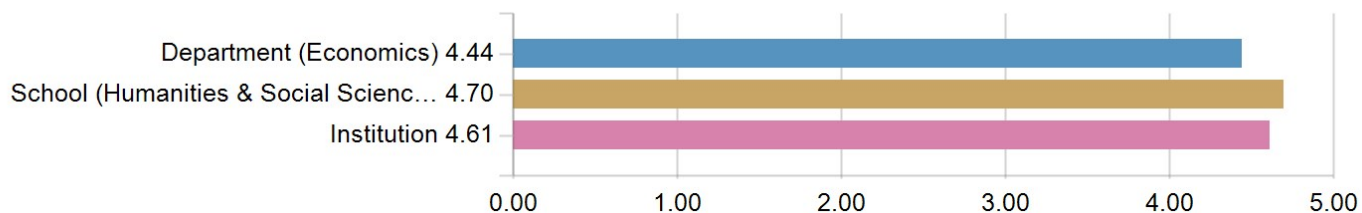
## Student Evaluations of Teaching

Question	Department (Economics)				School (Humanities & Social Sciences)				Institution			
	Response Count	Mean	Min	Max	Response Count	Mean	Min	Max	Response Count	Mean	Min	Max
Course requirements and expectations were clear	828	4.37	1.00	5.00	14224	4.50	1.00	5.00	54519	4.40	1.00	5.00
The course was well organized	830	4.23	1.00	5.00	14263	4.42	1.00	5.00	54686	4.30	1.00	5.00
The instructor helped me to better understand the course material	816	4.11	1.00	5.00	14126	4.35	1.00	5.00	54243	4.23	1.00	5.00
Feedback (written comments and suggestions on papers, solutions provided, class discussion, etc.) was helpful	763	3.91	1.00	5.00	13867	4.33	1.00	5.00	52701	4.17	1.00	5.00
The instructor showed respect for the students	791	4.44	1.00	5.00	14059	4.70	1.00	5.00	54125	4.61	1.00	5.00
The instructor was accessible either in person or electronically	809	4.25	1.00	5.00	14064	4.53	1.00	5.00	53953	4.46	1.00	5.00
The course grading policy was clear	826	4.38	1.00	5.00	14207	4.48	1.00	5.00	54390	4.38	1.00	5.00
Graded work reflected what was covered in the course	819	4.36	1.00	5.00	14123	4.54	1.00	5.00	53798	4.42	1.00	5.00
The assignments (projects, papers, presentations, etc.) helped me learn the material	785	4.20	1.00	5.00	14074	4.39	1.00	5.00	53440	4.30	1.00	5.00
The textbook and/or assigned readings helped me understand the material	804	4.19	1.00	5.00	13859	4.32	1.00	5.00	51293	4.21	1.00	5.00
Assignments and exams were returned in a reasonable amount of time	816	4.40	1.00	5.00	14016	4.36	1.00	5.00	53005	4.29	1.00	5.00
The instructor covered the important aspects of the course as outlined in the syllabus	820	4.41	1.00	5.00	14148	4.55	1.00	5.00	54157	4.46	1.00	5.00
The instructor made the class intellectually stimulating	817	4.07	1.00	5.00	14088	4.29	1.00	5.00	53953	4.16	1.00	5.00
The instructor encouraged the students to be actively involved in the material through discussion, assignments, and other activities	780	3.98	1.00	5.00	13976	4.46	1.00	5.00	53497	4.34	1.00	5.00
My overall rating of the teaching	828	4.17	1.00	5.00	14279	4.42	1.00	5.00	54696	4.29	1.00	5.00
My overall rating of this course	828	4.07	1.00	5.00	14289	4.29	1.00	5.00	54740	4.16	1.00	5.00
Overall	-	4.22	-	-	-	4.43	-	-	-	4.32	-	-

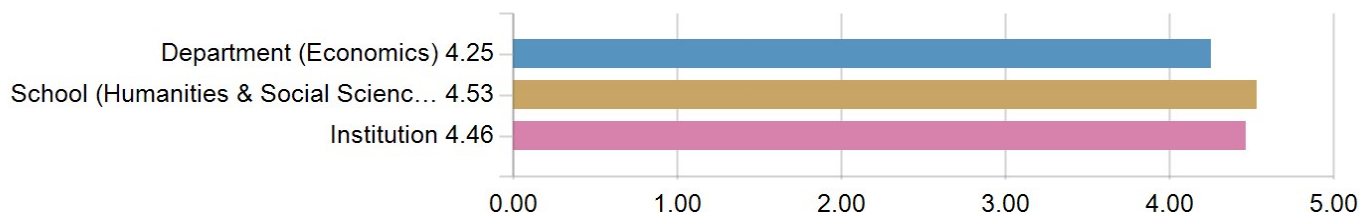
## Student Evaluations of Teaching - Chart



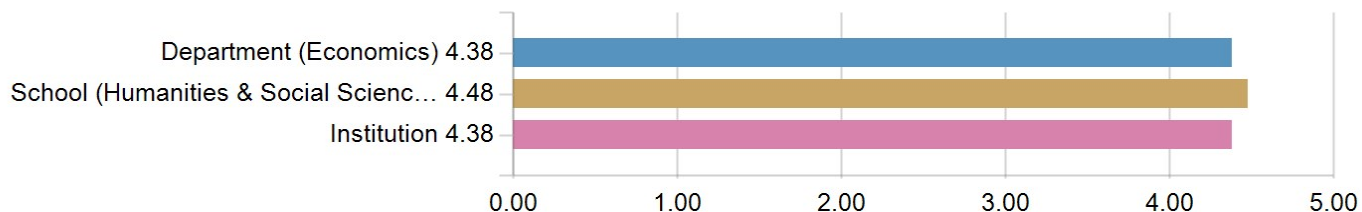
5. The instructor showed respect for the students



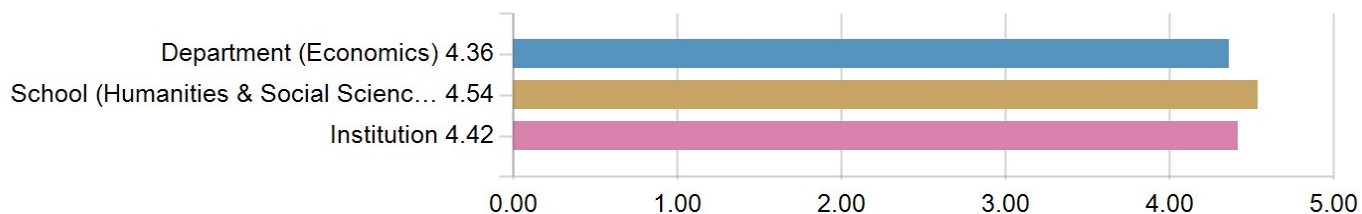
6. The instructor was accessible either in person or electronically



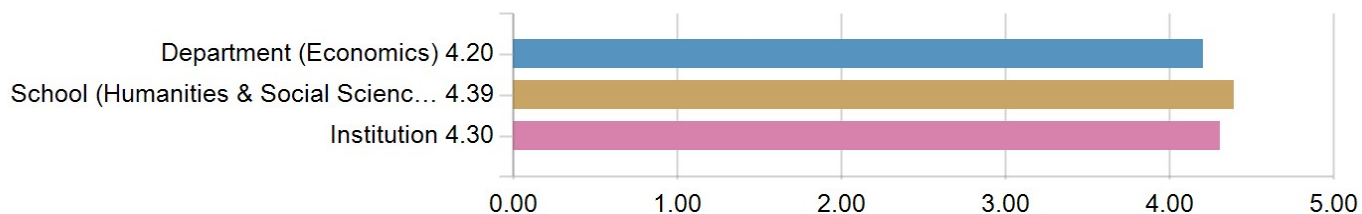
7. The course grading policy was clear



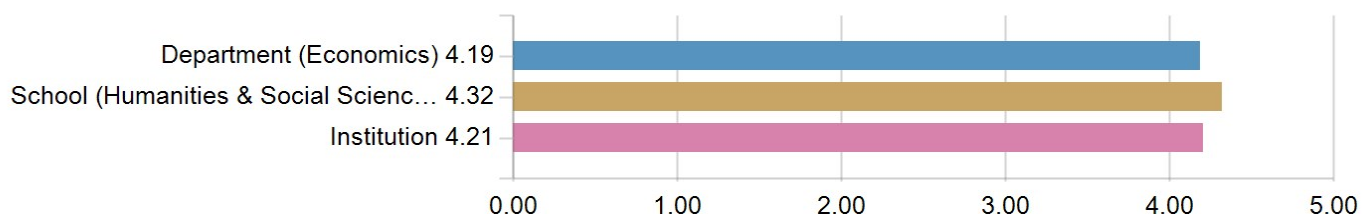
8. Graded work reflected what was covered in the course



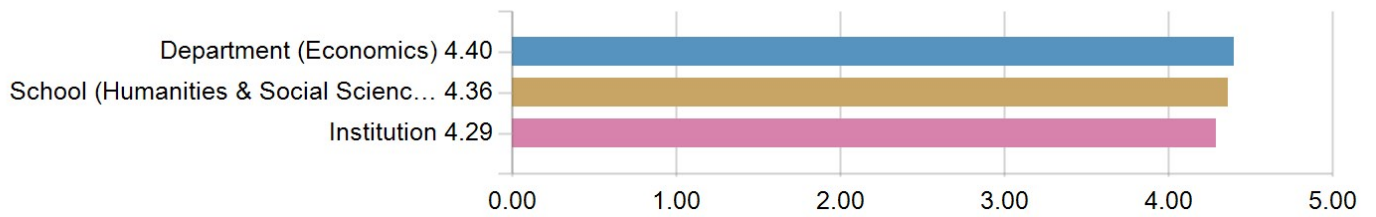
9. The assignments (projects, papers, presentations, etc.) helped me learn the material



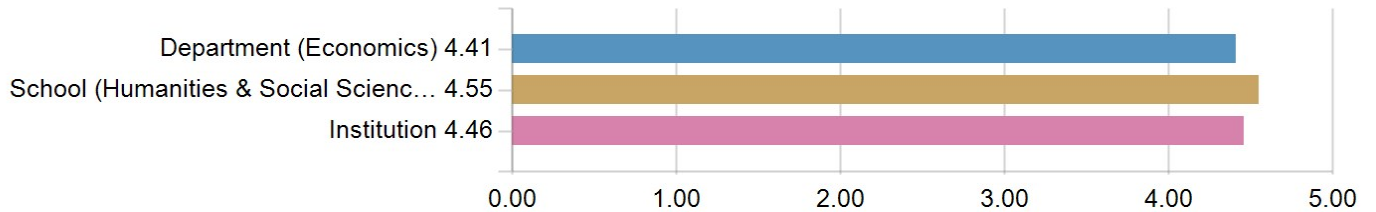
10. The textbook and/or assigned readings helped me understand the material



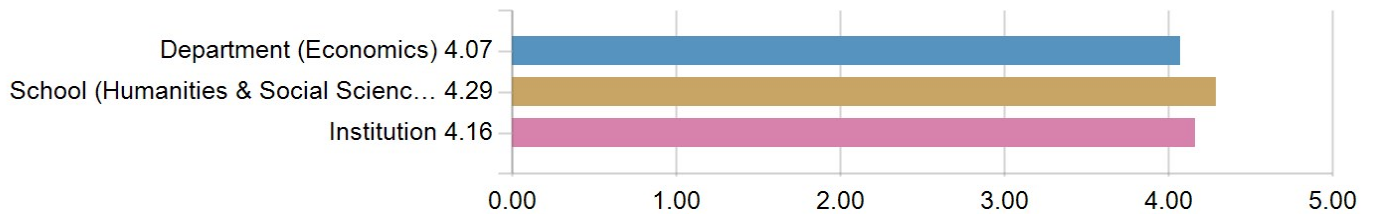
11. Assignments and exams were returned in a reasonable amount of time



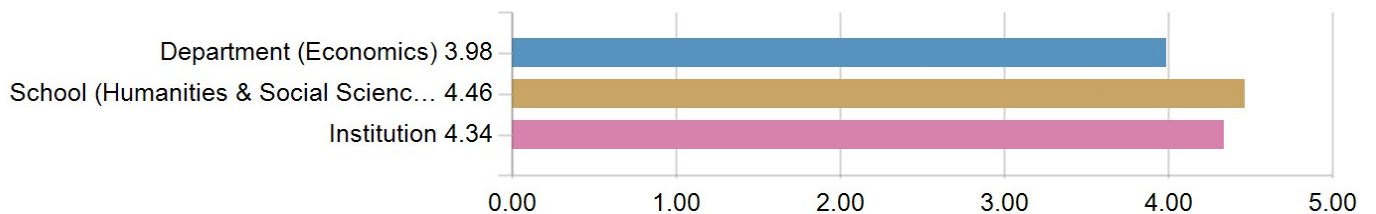
12. The instructor covered the important aspects of the course as outlined in the syllabus



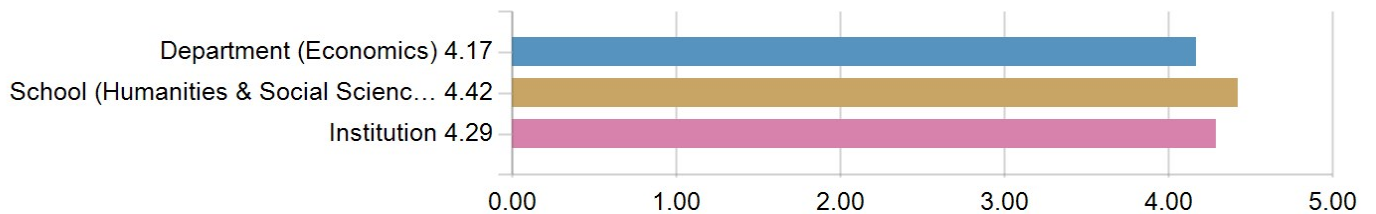
13. The instructor made the class intellectually stimulating



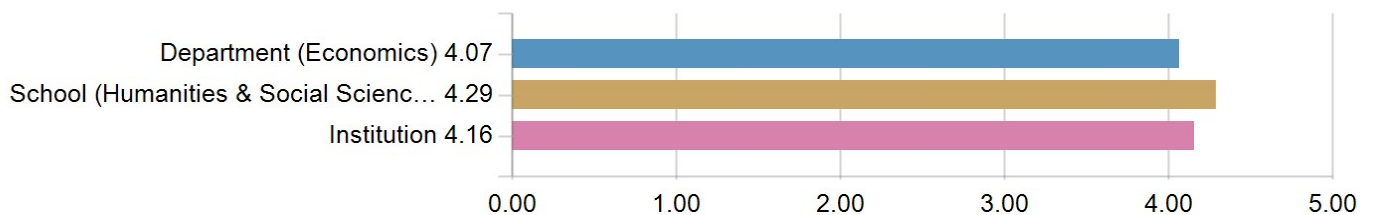
14. The instructor encouraged the students to be actively involved in the material through discussion, assignments, and other activities



15. My overall rating of the teaching

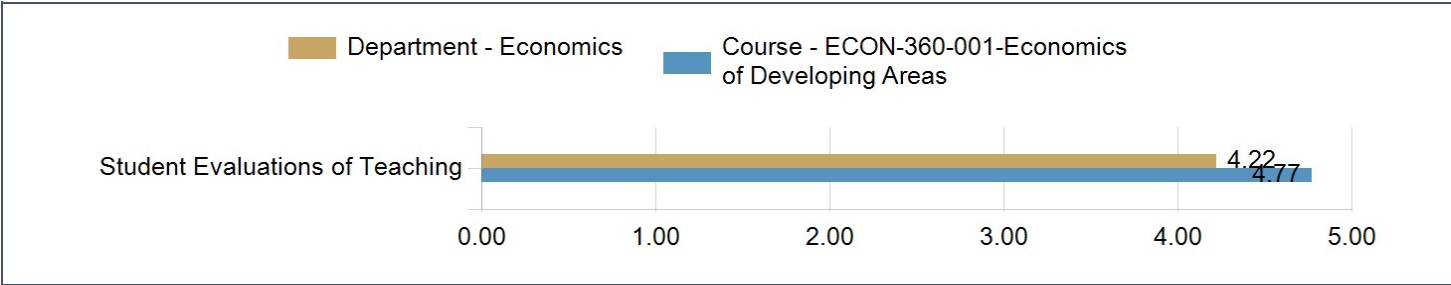


16. My overall rating of this course

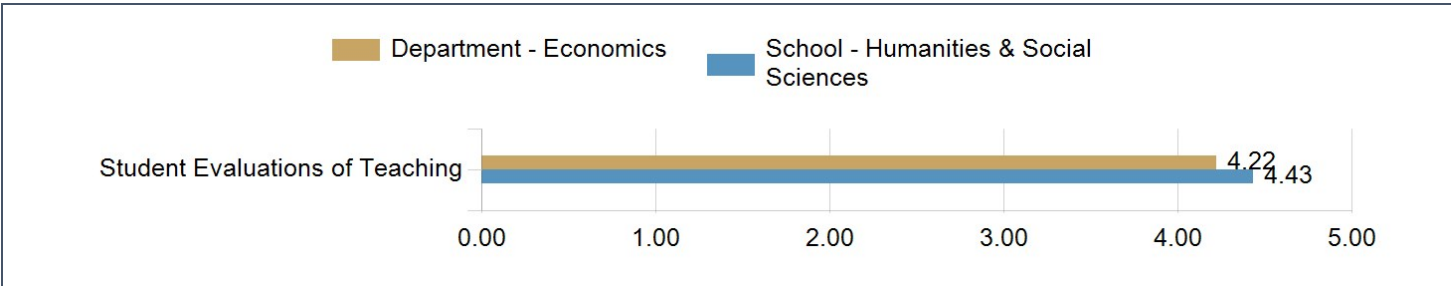




Gap Analysis- Department VS. Course



Gap Analysis- Department VS. School





Student Evaluations of Teaching

	DEPARTMENT	Mean	Median	Min	Max	P_25	P_50	P_75	Resp
Course requirements and expectations were clear	Economics	5.00	5.00	5.00	5.00	5.00	5.00	5.00	4
The course was well organized	Economics	4.75	5.00	4.00	5.00	4.25	5.00	5.00	4
The instructor helped me to better understand the course material	Economics	5.00	5.00	5.00	5.00	5.00	5.00	5.00	4
Feedback (written comments and suggestions on papers, solutions provided, class discussion, etc.) was helpful	Economics	5.00	5.00	5.00	5.00	5.00	5.00	5.00	4
The instructor showed respect for the students	Economics	5.00	5.00	5.00	5.00	5.00	5.00	5.00	4
The instructor was accessible either in person or electronically	Economics	5.00	5.00	5.00	5.00	5.00	5.00	5.00	4
The course grading policy was clear	Economics	4.75	5.00	4.00	5.00	4.25	5.00	5.00	4
Graded work reflected what was covered in the course	Economics	4.75	5.00	4.00	5.00	4.25	5.00	5.00	4
The assignments (projects, papers, presentations, etc.) helped me learn the material	Economics	4.75	5.00	4.00	5.00	4.25	5.00	5.00	4
The textbook and/or assigned readings helped me understand the material	Economics	5.00	5.00	5.00	5.00	5.00	5.00	5.00	4
Assignments and exams were returned in a reasonable amount of time	Economics	4.75	5.00	4.00	5.00	4.25	5.00	5.00	4
The instructor covered the important aspects of the course as outlined in the syllabus	Economics	4.75	5.00	4.00	5.00	4.25	5.00	5.00	4
The instructor made the class intellectually stimulating	Economics	4.75	5.00	4.00	5.00	4.25	5.00	5.00	4
The instructor encouraged the students to be actively involved in the material through discussion, assignments, and other activities	Economics	4.50	5.00	3.00	5.00	3.50	5.00	5.00	4
My overall rating of the teaching	Economics	4.50	4.50	4.00	5.00	4.00	4.50	5.00	4
My overall rating of this course	Economics	4.00	4.00	3.00	5.00	3.25	4.00	4.75	4


Student Evaluations of Teaching

Competency Statistics		Value
Mean		4.77
Median		5.00

1. Course requirements and expectations were clear	
<div><div>Strongly Agree (4)100.00%</div><div>Agree (0)0.00%</div><div>Neutral (0)0.00%</div><div>Disagree (0)0.00%</div><div>Strongly Disagree (0)0.00%</div><div>[ Total (4) ]</div><div>050%100%</div></div>	
Statistics	Value
Response Count	4
Mean	5.00
Median	5.00

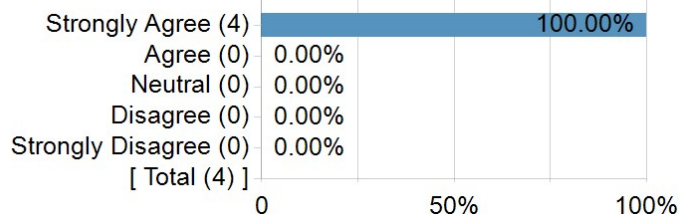
2. The course was well organized	
<div><div>Strongly Agree (3)75.00%</div><div>Agree (1)25.00%</div><div>Neutral (0)0.00%</div><div>Disagree (0)0.00%</div><div>Strongly Disagree (0)0.00%</div><div>[ Total (4) ]</div><div>050%100%</div></div>	
Statistics	Value
Response Count	4
Mean	4.75
Median	5.00

### 3. The instructor helped me to better understand the course material



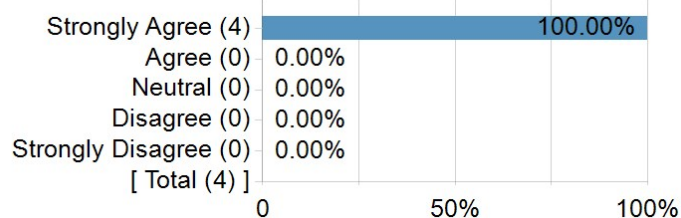
Statistics	Value
Response Count	4
Mean	5.00
Median	5.00

### 4. Feedback (written comments and suggestions on papers, solutions provided, class discussion, etc.) was helpful



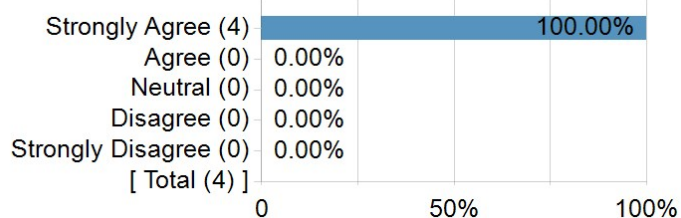
Statistics	Value
Response Count	4
Mean	5.00
Median	5.00

### 5. The instructor showed respect for the students



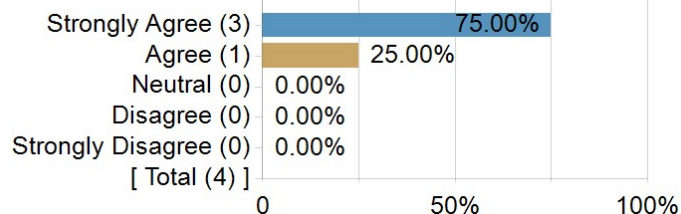
Statistics	Value
Response Count	4
Mean	5.00
Median	5.00

### 6. The instructor was accessible either in person or electronically



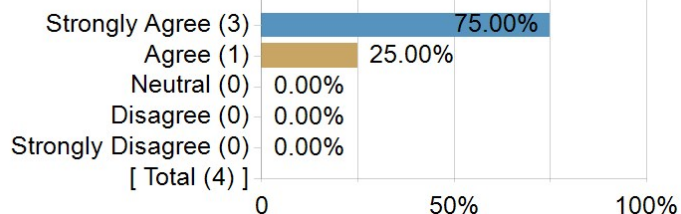
Statistics	Value
Response Count	4
Mean	5.00
Median	5.00

### 7. The course grading policy was clear



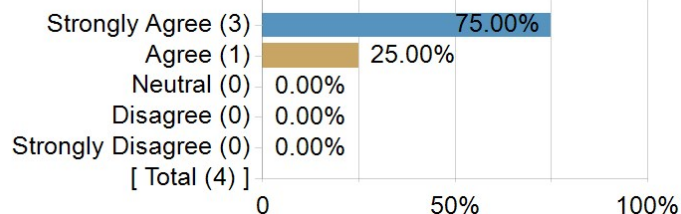
Statistics	Value
Response Count	4
Mean	4.75
Median	5.00

### 8. Graded work reflected what was covered in the course



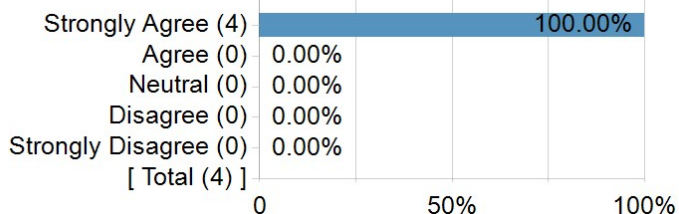
Statistics	Value
Response Count	4
Mean	4.75
Median	5.00

9. The assignments (projects, papers, presentations, etc.) helped me learn the material



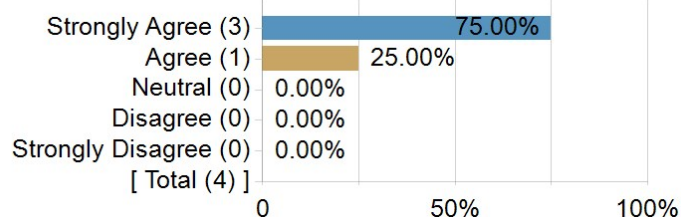
Statistics	Value
Response Count	4
Mean	4.75
Median	5.00

10. The textbook and/or assigned readings helped me understand the material



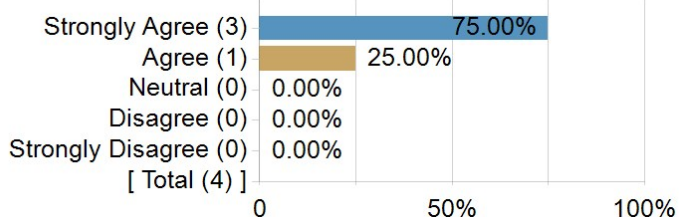
Statistics	Value
Response Count	4
Mean	5.00
Median	5.00

11. Assignments and exams were returned in a reasonable amount of time



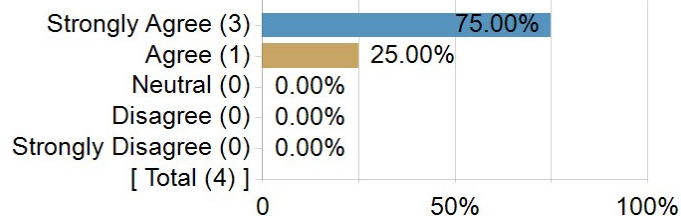
Statistics	Value
Response Count	4
Mean	4.75
Median	5.00

12. The instructor covered the important aspects of the course as outlined in the syllabus



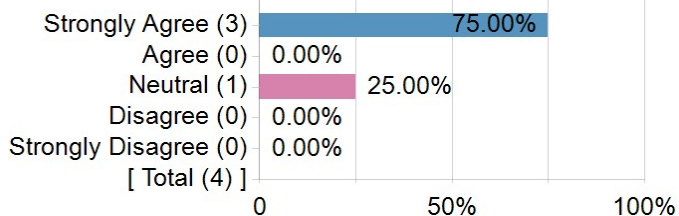
Statistics	Value
Response Count	4
Mean	4.75
Median	5.00

13. The instructor made the class intellectually stimulating



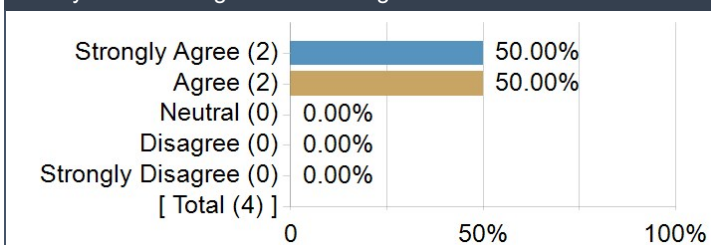
Statistics	Value
Response Count	4
Mean	4.75
Median	5.00

14. The instructor encouraged the students to be actively involved in the material through discussion, assignments, and other activities



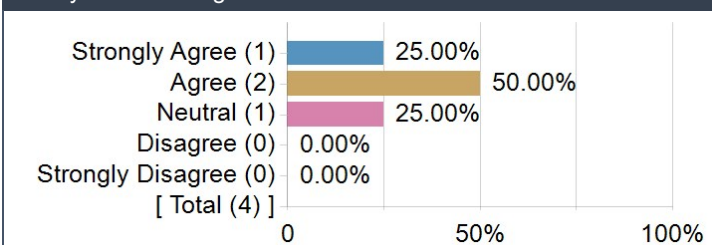
Statistics	Value
Response Count	4
Mean	4.50
Median	5.00

### 15. My overall rating of the teaching



Statistics	Value
Response Count	4
Mean	4.50
Median	4.50

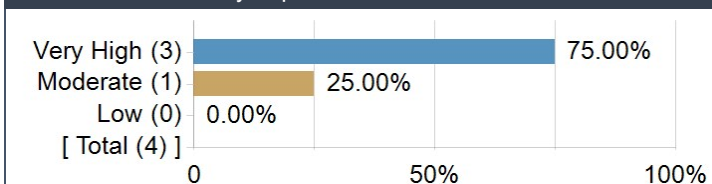
### 16. My overall rating of this course



Statistics	Value
Response Count	4
Mean	4.00
Median	4.00

## The amount of effort you put into the course

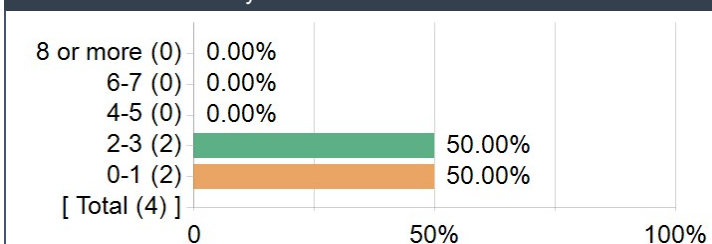
### The amount of effort you put into the course



Statistics	Value
Response Count	4
Mean	2.75
Median	3.00

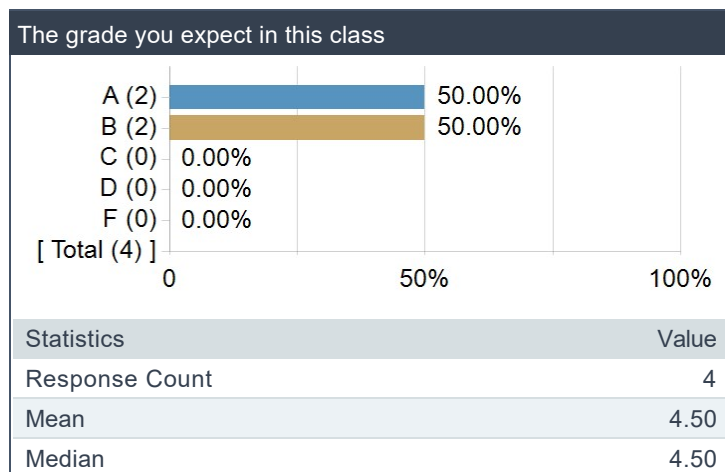
## The number of times you were absent from class

### The number of times you were absent from class

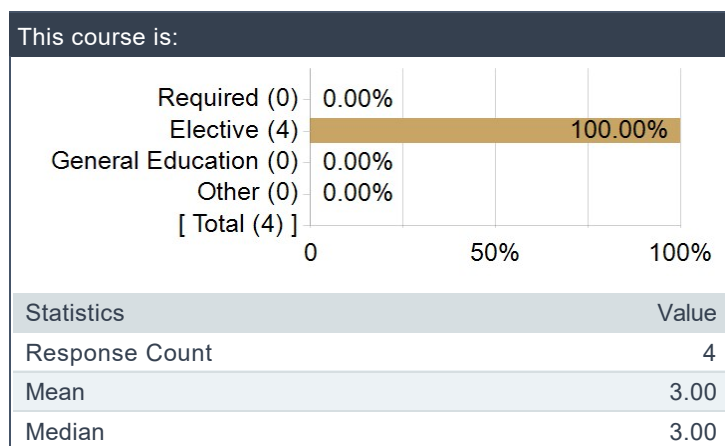


Statistics	Value
Response Count	4
Mean	1.50
Median	1.50

## The grade you expect in this class



## This course is:



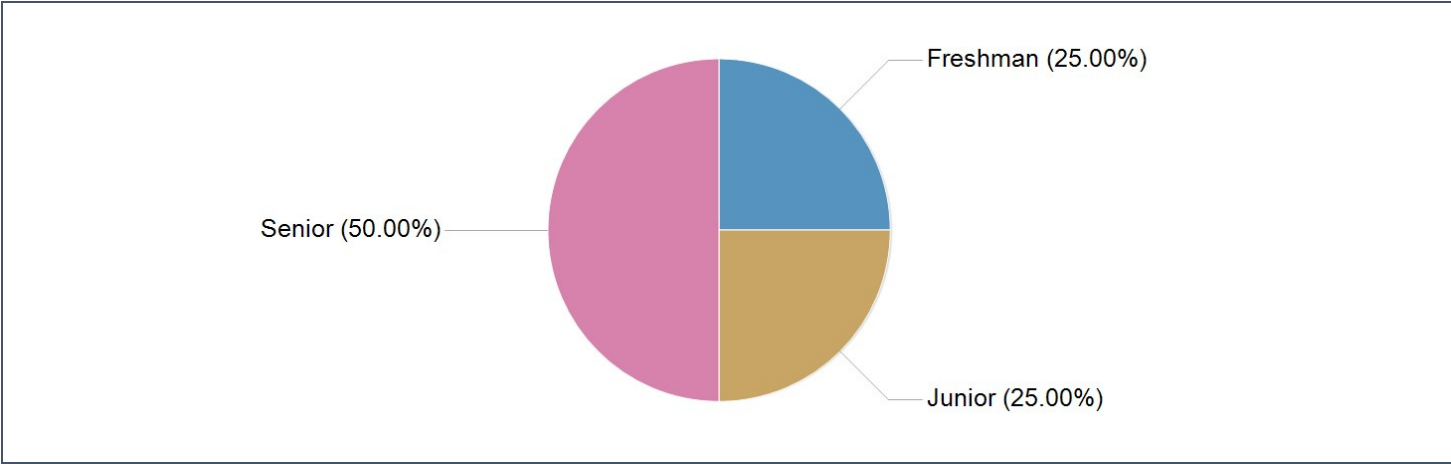
## What aspects of the course and the way it was taught helped you to learn?

Comments
Books, readings.
Readings & in-class discussions

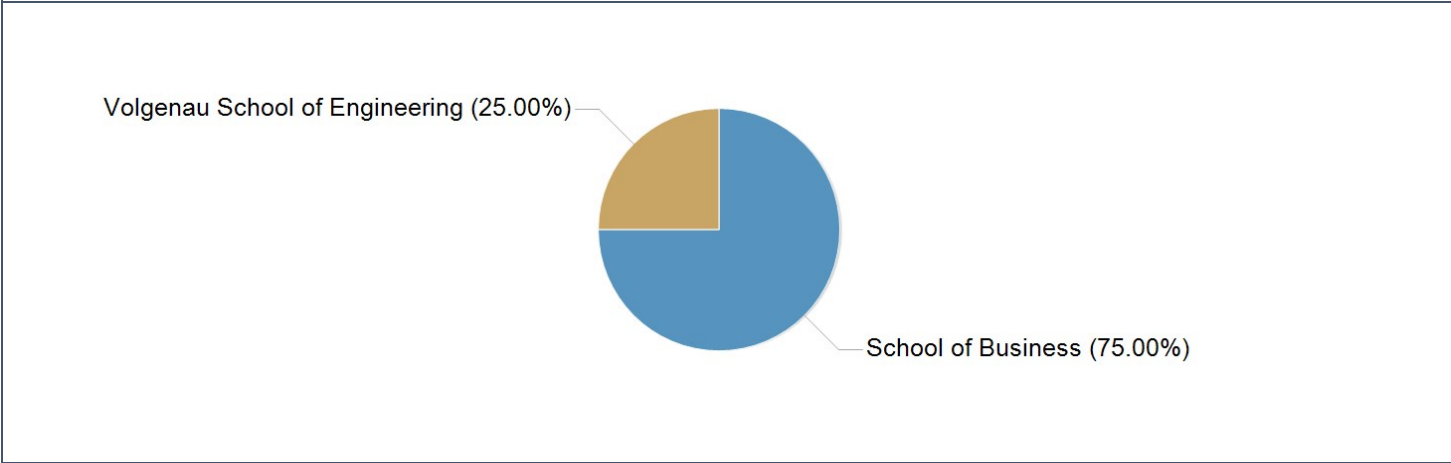
## What modifications do you suggest for the next time the course is taught?

Comments
Maybe I'm just slow, but it would be helpful to have the content cut down a little bit, it was too much cramped in one semester
More real world examples

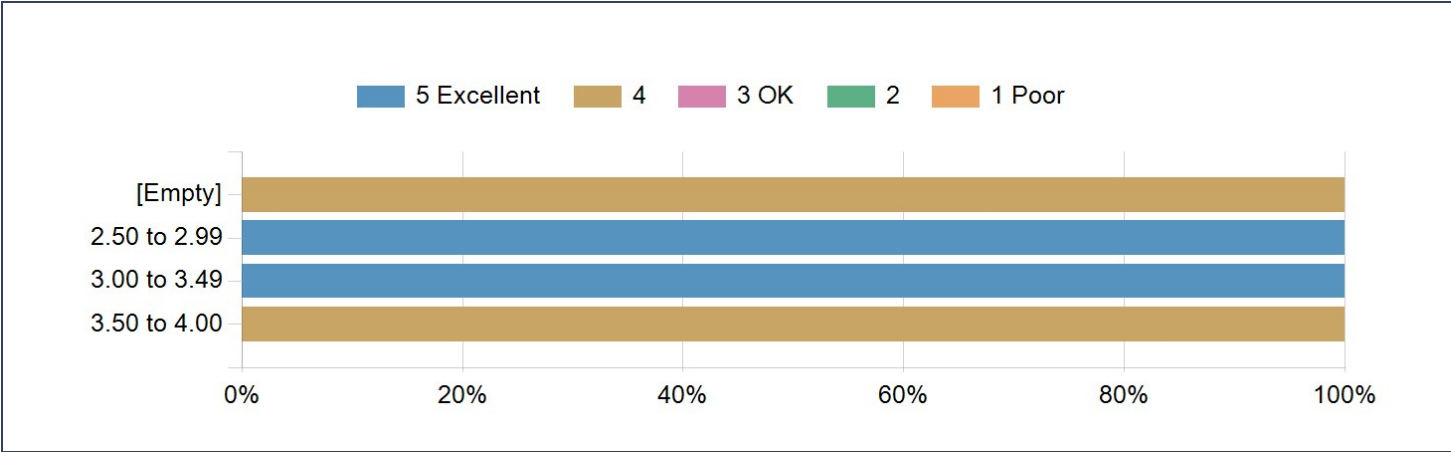
Student Class



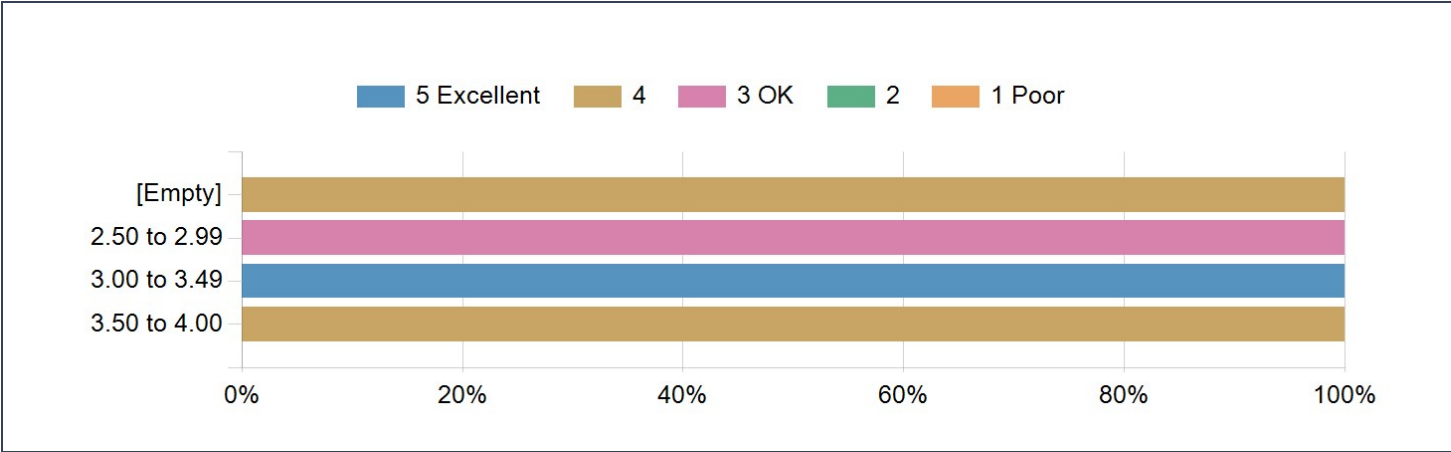
Student College



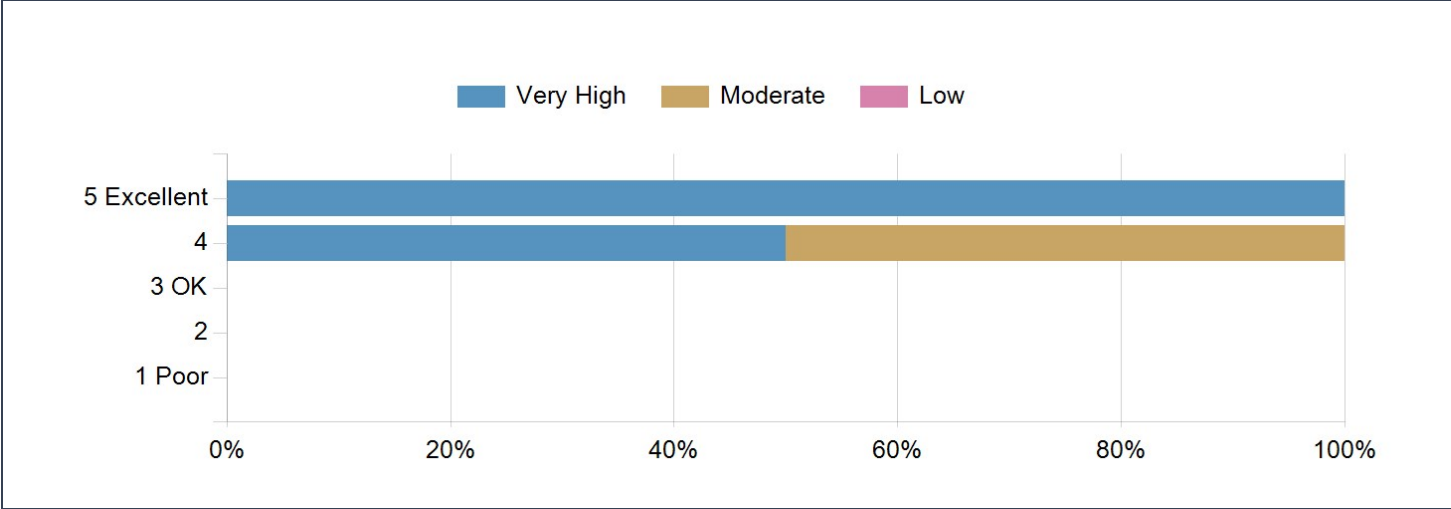
My overall rating of the teaching - Vs. GPA



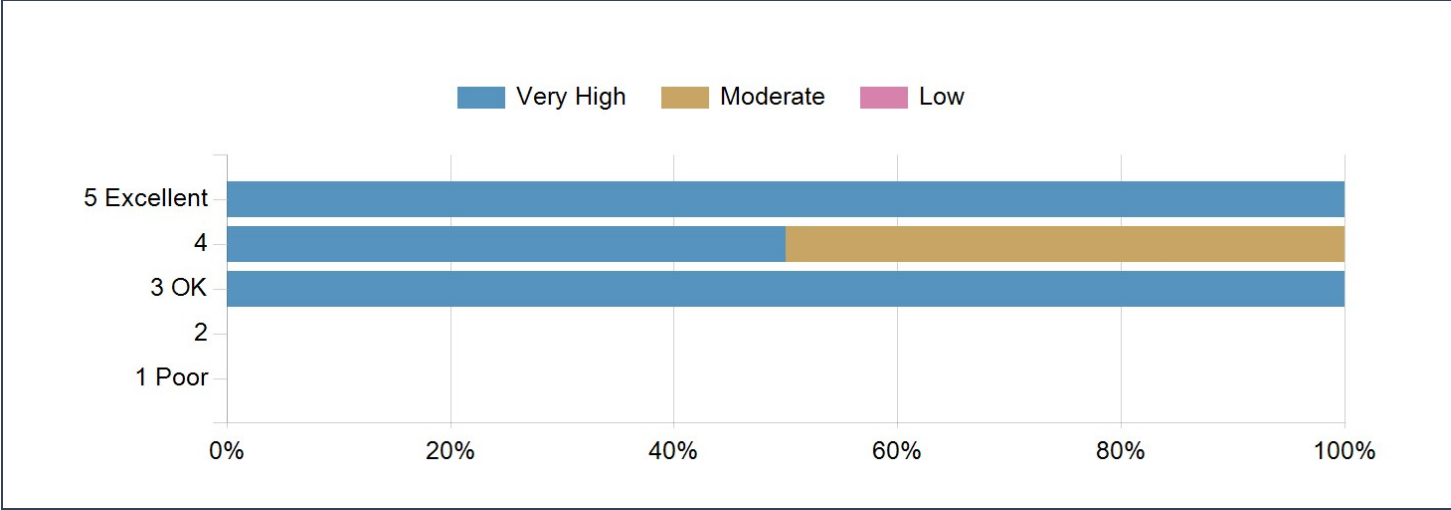
My overall rating of this course Vs. GPA



The amount of effort you put into the course Vs. My overall rating of the teaching

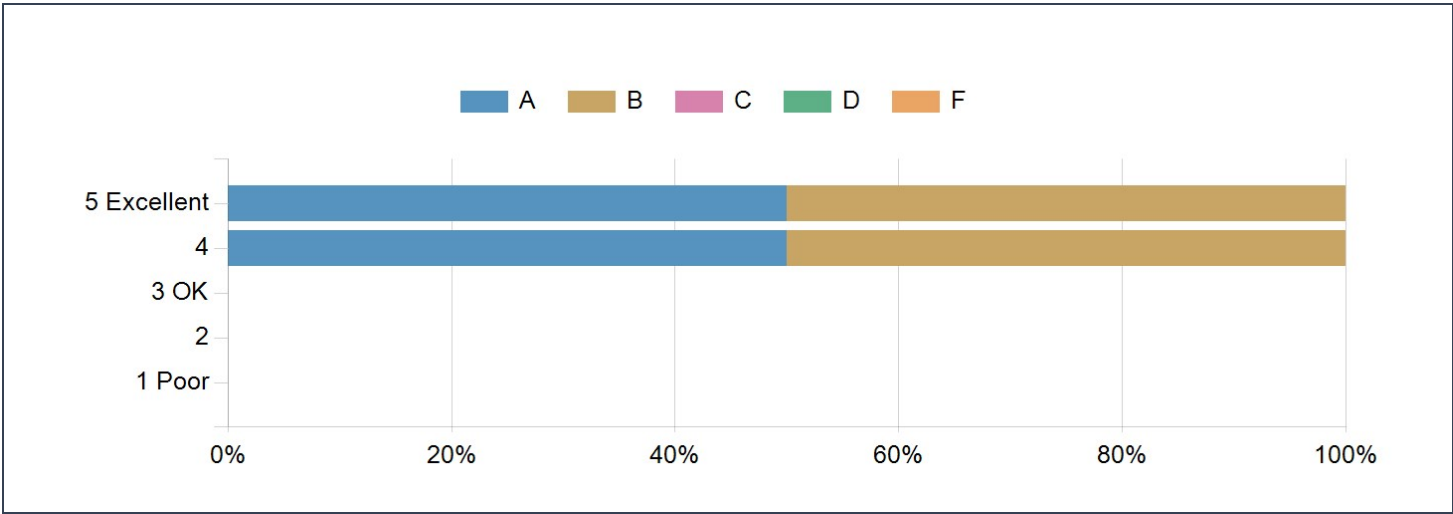


The amount of effort you put into the course Vs. My overall rating of this course

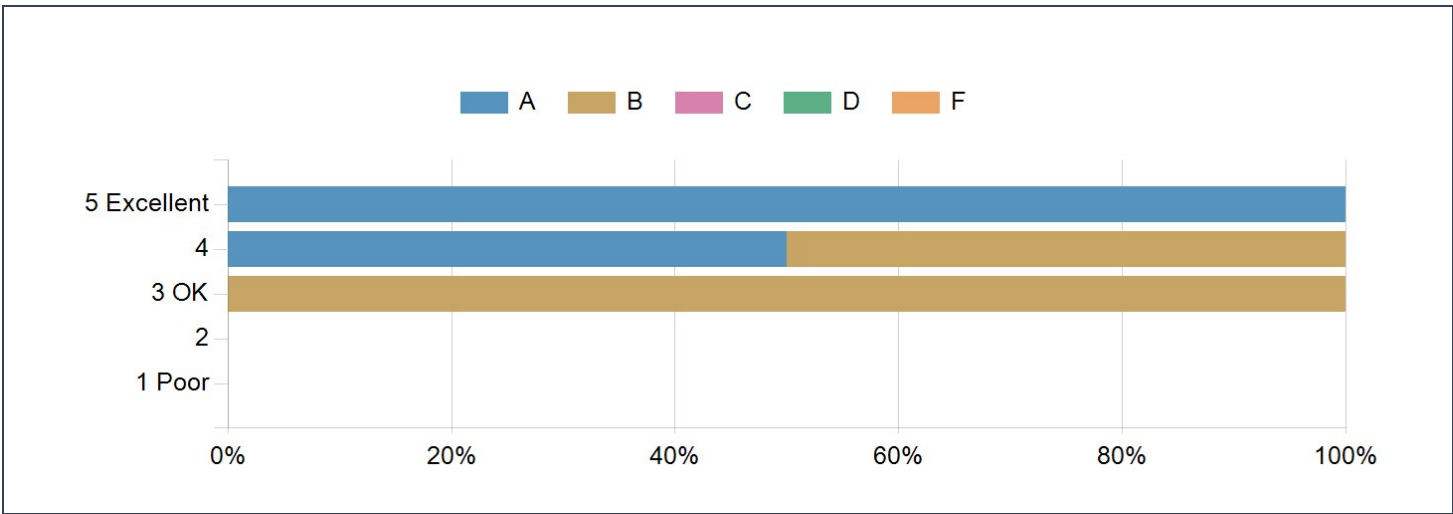




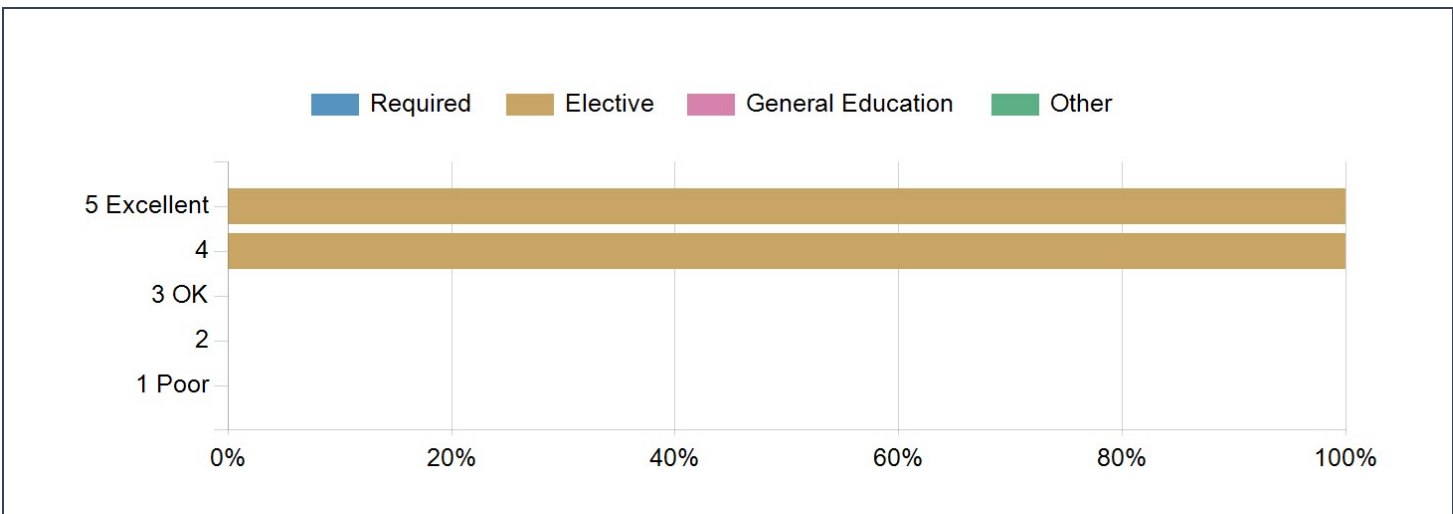
The grade you expect in this class Vs. My overall rating of the teaching



The grade you expect in this class Vs. My overall rating of this course



This course is: Vs. My overall rating of the teaching



This course is: Vs. My overall rating of this course

