



Individual Report for ECON-309-001-Econ Problms and Publ Policies – Zachary Kessler

Project Title: **Student Evaluations of Teaching - Fall 2021**

Survey Audience: **28**

Responses Received: **8**

Response Ratio: **28.57%**

Report Comments

Student evaluations of teaching provide critical feedback to instructors that can be used to adjust and improve the class experience.

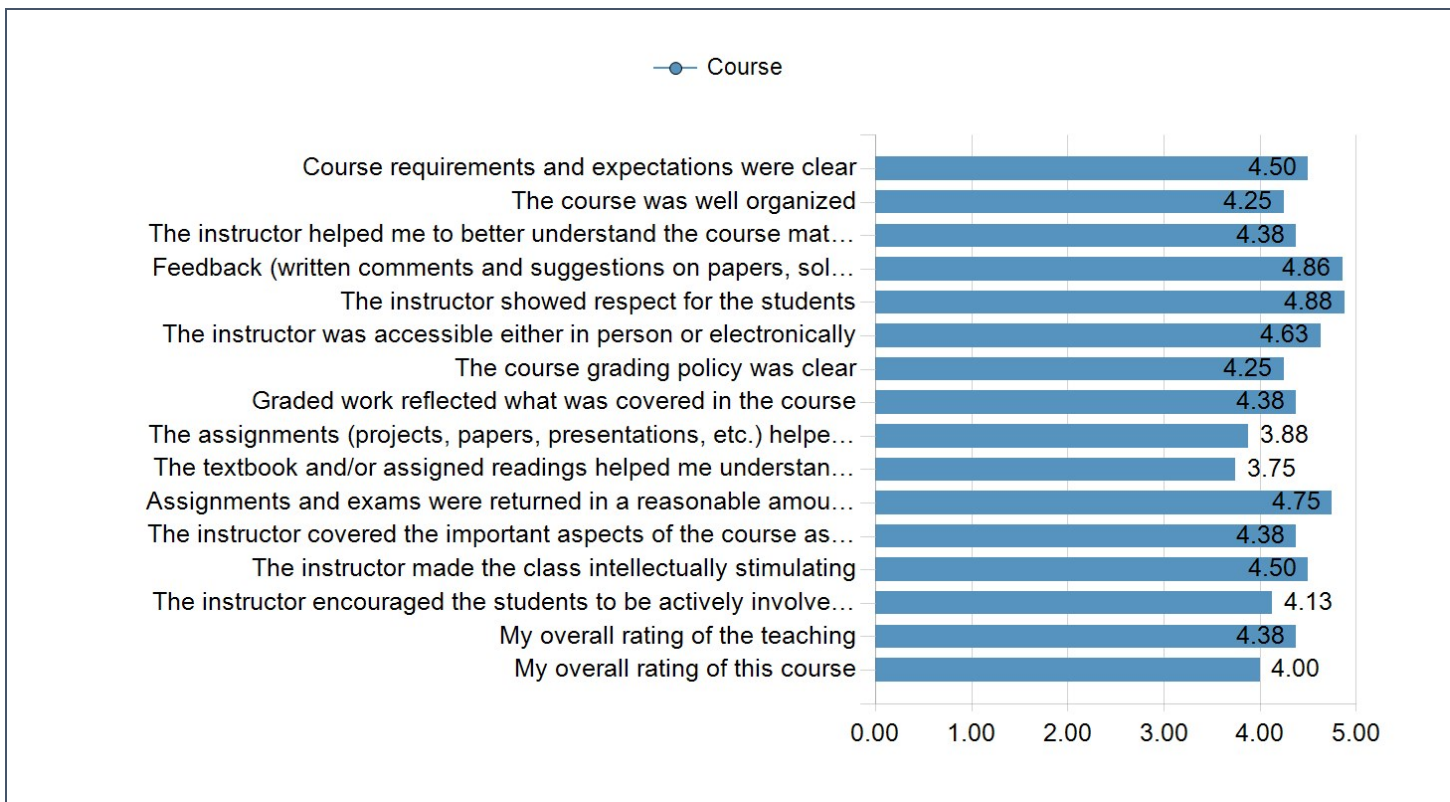
This information is also evaluated as part of performance reviews.

You are encouraged to review this information to learn more about the student perspective and experience.

If you have any questions about the process or how to interpret this information, please contact the Office of Institutional Effectiveness and Planning at oiepset@gmu.edu.

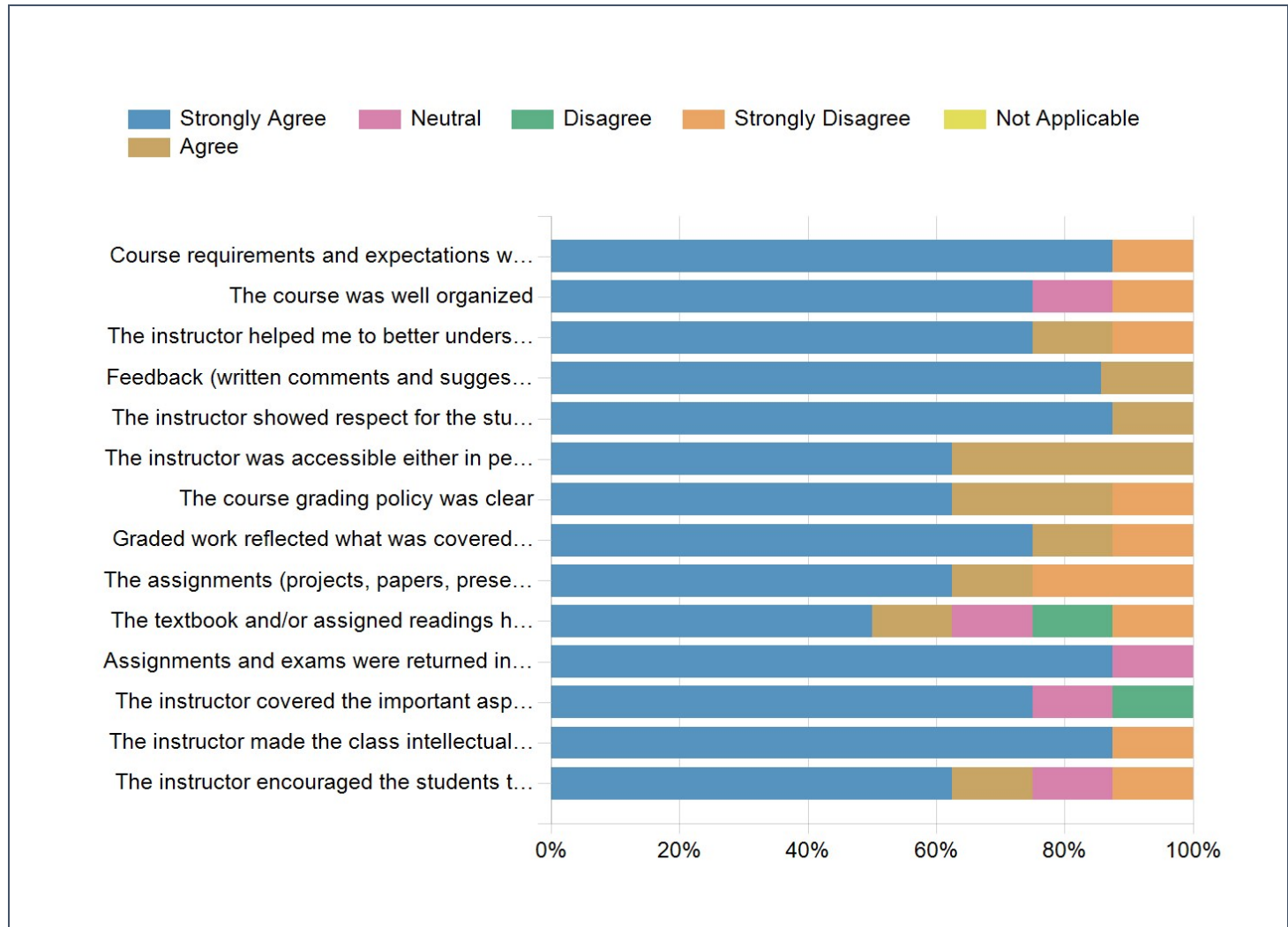
Creation Date: **Sunday, December 19, 2021**

Raters	Students
Responded	8
Invited	28
Response Ratio	28.57%

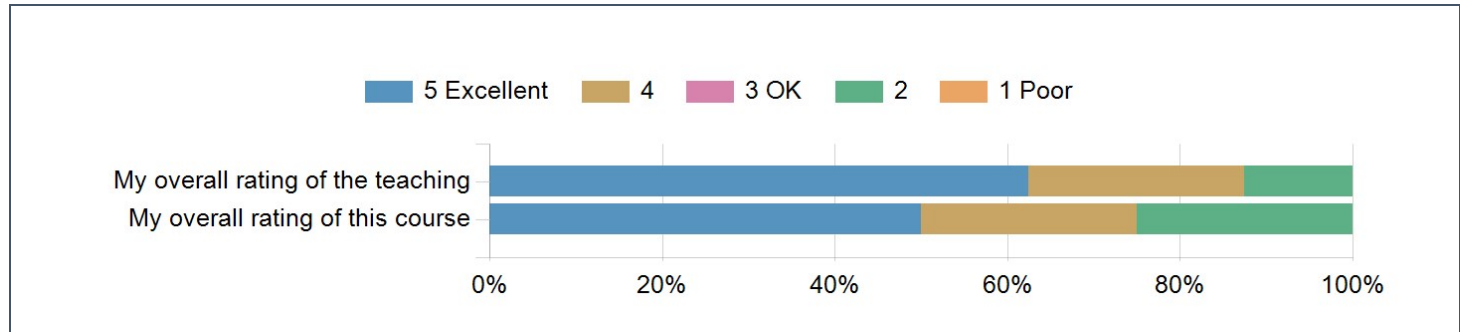


Competency	Course	Standard Deviation	Min	Max
Course requirements and expectations were clear	4.50	+/-1.41	1.00	5.00
The course was well organized	4.25	+/-1.49	1.00	5.00
The instructor helped me to better understand the course material	4.38	+/-1.41	1.00	5.00
Feedback (written comments and suggestions on papers, solutions provided, class discussion, etc.) was helpful	4.86	+/-0.38	4.00	5.00
The instructor showed respect for the students	4.88	+/-0.35	4.00	5.00
The instructor was accessible either in person or electronically	4.63	+/-0.52	4.00	5.00
The course grading policy was clear	4.25	+/-1.39	1.00	5.00
Graded work reflected what was covered in the course	4.38	+/-1.41	1.00	5.00
The assignments (projects, papers, presentations, etc.) helped me learn the material	3.88	+/-1.81	1.00	5.00
The textbook and/or assigned readings helped me understand the material	3.75	+/-1.58	1.00	5.00
Assignments and exams were returned in a reasonable amount of time	4.75	+/-0.71	3.00	5.00
The instructor covered the important aspects of the course as outlined in the syllabus	4.38	+/-1.19	2.00	5.00
The instructor made the class intellectually stimulating	4.50	+/-1.41	1.00	5.00
The instructor encouraged the students to be actively involved in the material through discussion, assignments, and other activities	4.13	+/-1.46	1.00	5.00
My overall rating of the teaching	4.38	+/-1.06	2.00	5.00
My overall rating of this course	4.00	+/-1.31	2.00	5.00

Student Evaluations of Teaching (Q1-Q14)



My overall rating (Q15-Q16)



Top Questions		
1	The instructor showed respect for the students	4.88
2	Feedback (written comments and suggestions on papers, solutions provided, class discussion, etc.) was helpful	4.86
3	Assignments and exams were returned in a reasonable amount of time	4.75
Lowest Questions		
1	The textbook and/or assigned readings helped me understand the material	3.75
2	The assignments (projects, papers, presentations, etc.) helped me learn the material	3.88
3	My overall rating of this course	4.00

Student Evaluations of Teaching (Q1-Q16)

Question	Course				Department (Economics)				School (Humanities & Social Sciences)			
	Response Count	Mean	Min	Max	Response Count	Mean	Min	Max	Response Count	Mean	Min	Max
Course requirements and expectations were clear	8	4.50	1.00	5.00	839	4.23	1.00	5.00	14596	4.49	1.00	5.00
The course was well organized	8	4.25	1.00	5.00	845	4.05	1.00	5.00	14647	4.40	1.00	5.00
The instructor helped me to better understand the course material	8	4.38	1.00	5.00	828	3.90	1.00	5.00	14529	4.36	1.00	5.00
Feedback (written comments and suggestions on papers, solutions provided, class discussion, etc.) was helpful	7	4.86	4.00	5.00	783	3.77	1.00	5.00	14247	4.32	1.00	5.00
The instructor showed respect for the students	8	4.88	4.00	5.00	811	4.37	1.00	5.00	14478	4.68	1.00	5.00
The instructor was accessible either in person or electronically	8	4.63	4.00	5.00	818	4.15	1.00	5.00	14448	4.53	1.00	5.00
The course grading policy was clear	8	4.25	1.00	5.00	845	4.28	1.00	5.00	14576	4.45	1.00	5.00
Graded work reflected what was covered in the course	8	4.38	1.00	5.00	840	4.21	1.00	5.00	14500	4.51	1.00	5.00
The assignments (projects, papers, presentations, etc.) helped me learn the material	8	3.88	1.00	5.00	791	4.00	1.00	5.00	14421	4.37	1.00	5.00
The textbook and/or assigned readings helped me understand the material	8	3.75	1.00	5.00	824	4.01	1.00	5.00	14158	4.28	1.00	5.00
Assignments and exams were returned in a reasonable amount of time	8	4.75	3.00	5.00	828	4.31	1.00	5.00	14379	4.35	1.00	5.00
The instructor covered the important aspects of the course as outlined in the syllabus	8	4.38	2.00	5.00	834	4.26	1.00	5.00	14546	4.54	1.00	5.00
The instructor made the class intellectually stimulating	8	4.50	1.00	5.00	828	3.86	1.00	5.00	14484	4.29	1.00	5.00
The instructor encouraged the students to be actively involved in the material through discussion, assignments, and other	8	4.13	1.00	5.00	800	3.86	1.00	5.00	14418	4.46	1.00	5.00

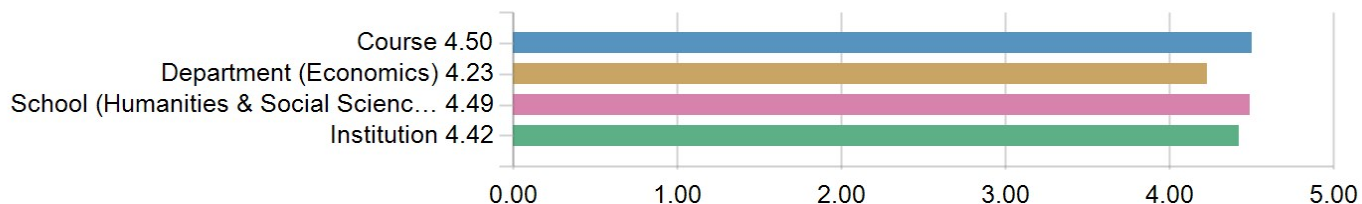
Question	Course				Department (Economics)				School (Humanities & Social Sciences)			
	Response Count	Mean	Min	Max	Response Count	Mean	Min	Max	Response Count	Mean	Min	Max
activities												
My overall rating of the teaching	8	4.38	2.00	5.00	841	3.97	1.00	5.00	14655	4.42	1.00	5.00
My overall rating of this course	8	4.00	2.00	5.00	842	3.88	1.00	5.00	14658	4.26	1.00	5.00

Student Evaluations of Teaching (Q1-Q16) (continued)

Question	Institution			
	Response Count	Mean	Min	Max
Course requirements and expectations were clear	57994	4.42	1.00	5.00
The course was well organized	58211	4.32	1.00	5.00
The instructor helped me to better understand the course material	57840	4.27	1.00	5.00
Feedback (written comments and suggestions on papers, solutions provided, class discussion, etc.) was helpful	56207	4.19	1.00	5.00
The instructor showed respect for the students	57784	4.61	1.00	5.00
The instructor was accessible either in person or electronically	57518	4.47	1.00	5.00
The course grading policy was clear	57940	4.40	1.00	5.00
Graded work reflected what was covered in the course	57078	4.42	1.00	5.00
The assignments (projects, papers, presentations, etc.) helped me learn the material	56700	4.32	1.00	5.00
The textbook and/or assigned readings helped me understand the material	54567	4.18	1.00	5.00
Assignments and exams were returned in a reasonable amount of time	56213	4.30	1.00	5.00
The instructor covered the important aspects of the course as outlined in the syllabus	57758	4.47	1.00	5.00
The instructor made the class intellectually stimulating	57641	4.20	1.00	5.00
The instructor encouraged the students to be actively involved in the material through discussion, assignments, and other activities	57326	4.36	1.00	5.00
My overall rating of the teaching	58212	4.32	1.00	5.00
My overall rating of this course	58261	4.16	1.00	5.00

Student Evaluations of Teaching (Q1-Q16) - Chart

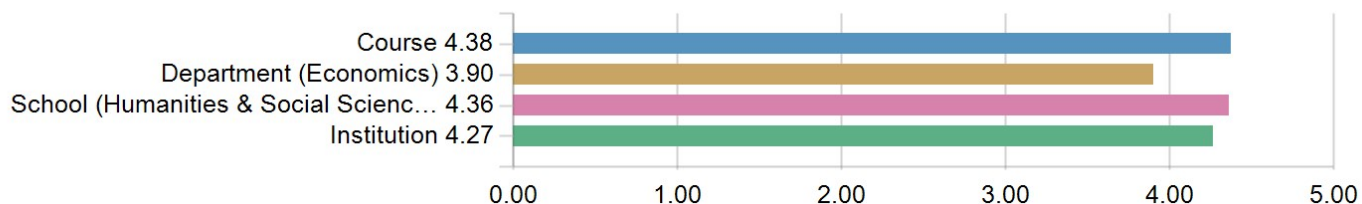
1. Course requirements and expectations were clear



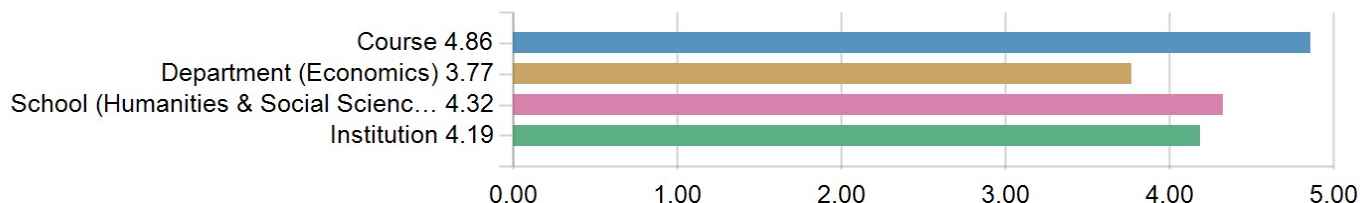
2. The course was well organized



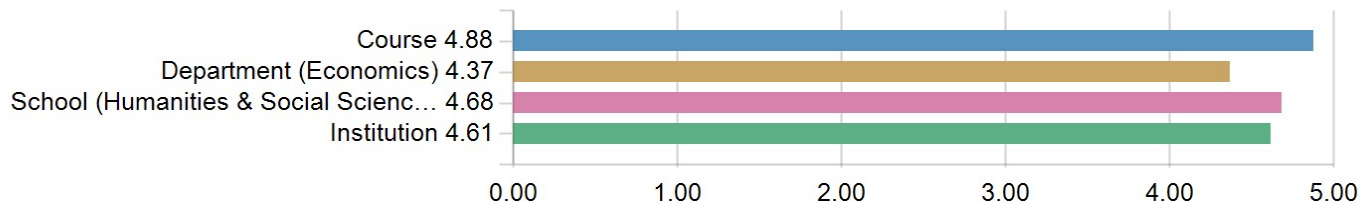
3. The instructor helped me to better understand the course material



4. Feedback (written comments and suggestions on papers, solutions provided, class discussion, etc.) was helpful



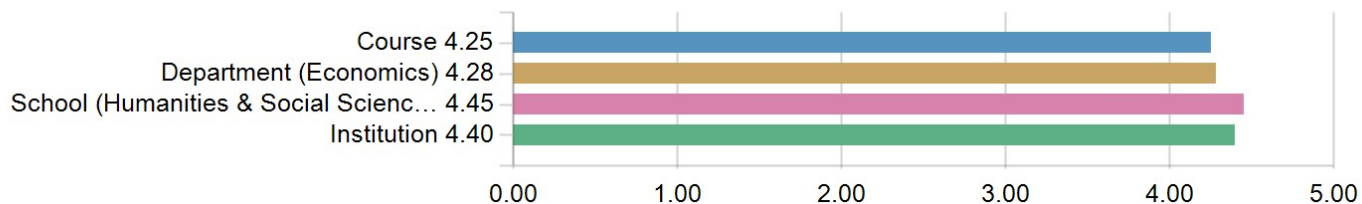
5. The instructor showed respect for the students



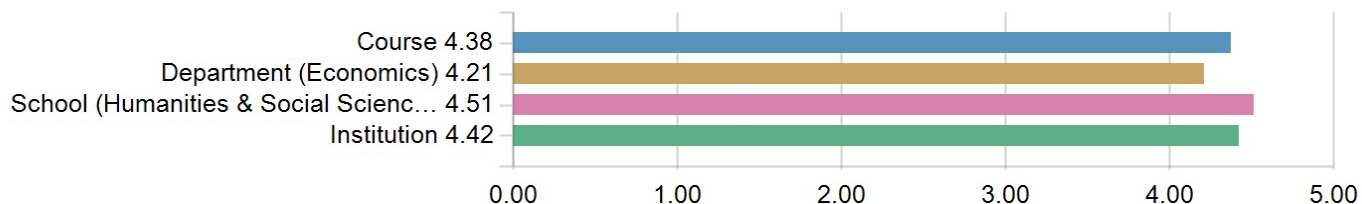
6. The instructor was accessible either in person or electronically



7. The course grading policy was clear



8. Graded work reflected what was covered in the course



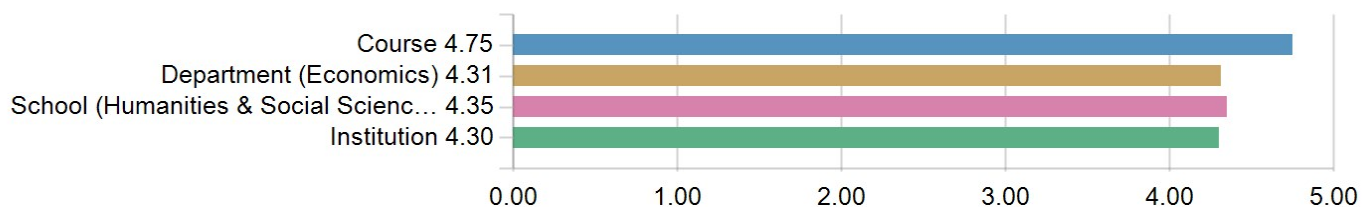
9. The assignments (projects, papers, presentations, etc.) helped me learn the material



10. The textbook and/or assigned readings helped me understand the material



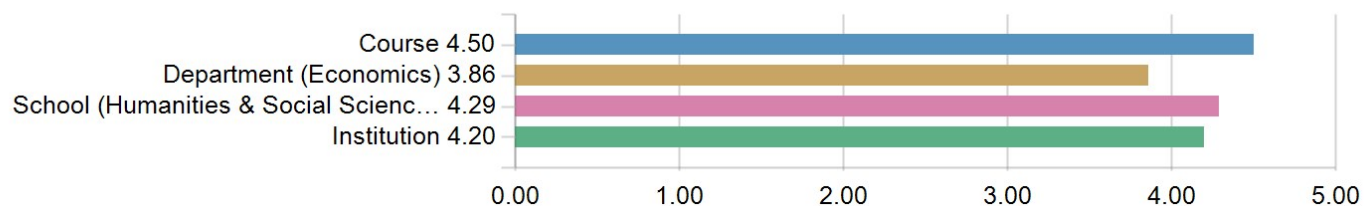
11. Assignments and exams were returned in a reasonable amount of time



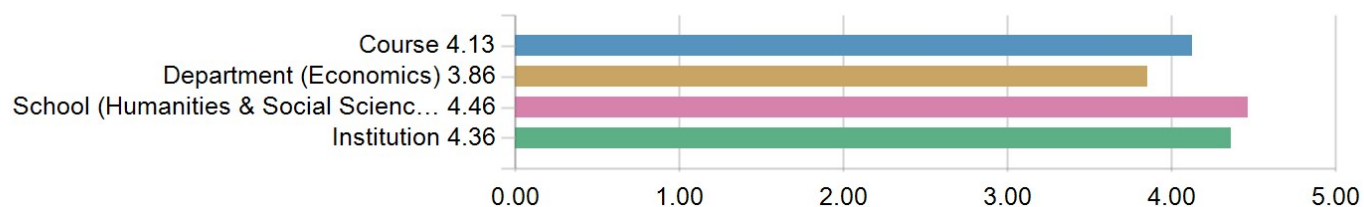
12. The instructor covered the important aspects of the course as outlined in the syllabus



13. The instructor made the class intellectually stimulating



14. The instructor encouraged the students to be actively involved in the material through discussion, assignments, and other activities



15. My overall rating of the teaching



16. My overall rating of this course

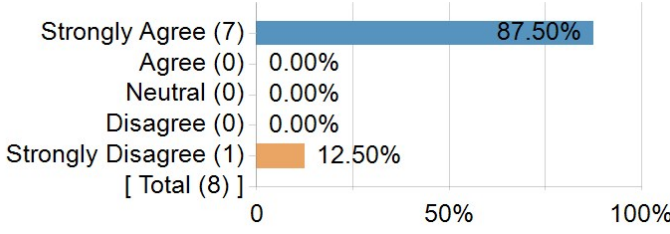
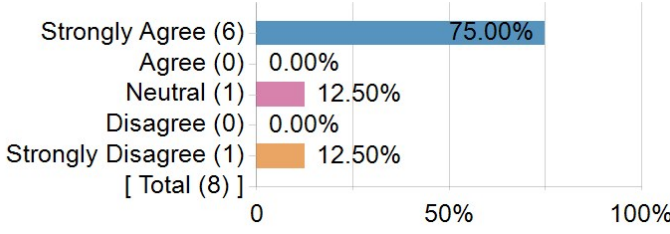
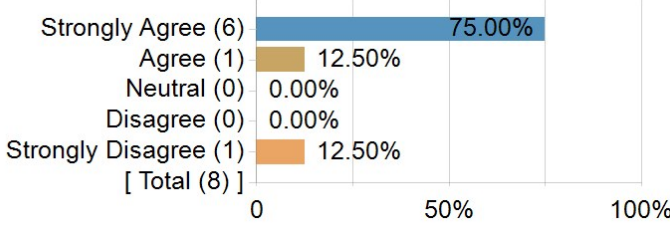
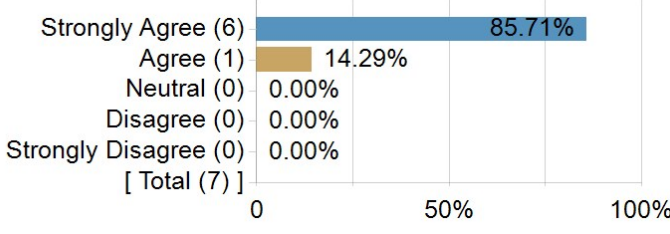
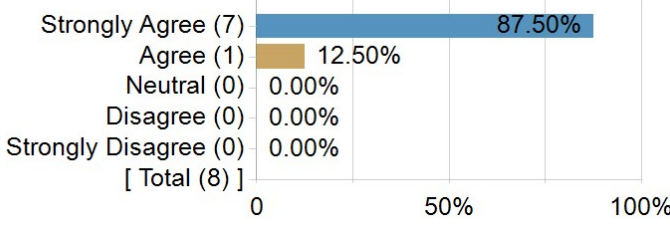
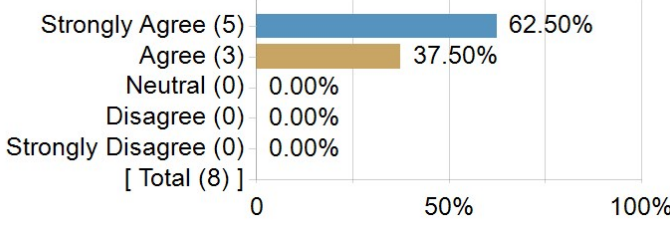


Student Evaluations of Teaching (Q1-Q16)

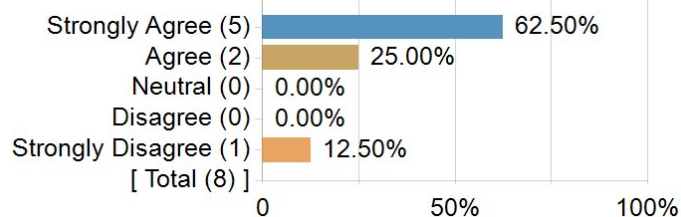
	Mean	Median	Min	Max	25th Percentile	50th Percentile	75th Percentile	Resp
Course requirements and expectations were clear	4.50	5.00	1.00	5.00	5.00	5.00	5.00	8
The course was well organized	4.25	5.00	1.00	5.00	3.50	5.00	5.00	8
The instructor helped me to better understand the course material	4.38	5.00	1.00	5.00	4.25	5.00	5.00	8
Feedback (written comments and suggestions on papers, solutions provided, class discussion, etc.) was helpful	4.86	5.00	4.00	5.00	5.00	5.00	5.00	7
The instructor showed respect for the students	4.88	5.00	4.00	5.00	5.00	5.00	5.00	8
The instructor was accessible either in person or electronically	4.63	5.00	4.00	5.00	4.00	5.00	5.00	8
The course grading policy was clear	4.25	5.00	1.00	5.00	4.00	5.00	5.00	8
Graded work reflected what was covered in the course	4.38	5.00	1.00	5.00	4.25	5.00	5.00	8
The assignments (projects, papers, presentations, etc.) helped me learn the material	3.88	5.00	1.00	5.00	1.75	5.00	5.00	8
The textbook and/or assigned readings helped me understand the material	3.75	4.50	1.00	5.00	2.25	4.50	5.00	8
Assignments and exams were returned in a reasonable amount of time	4.75	5.00	3.00	5.00	5.00	5.00	5.00	8
The instructor covered the important aspects of the course as outlined in the syllabus	4.38	5.00	2.00	5.00	3.50	5.00	5.00	8
The instructor made the class intellectually stimulating	4.50	5.00	1.00	5.00	5.00	5.00	5.00	8
The instructor encouraged the students to be actively involved in the material through discussion, assignments, and other activities	4.13	5.00	1.00	5.00	3.25	5.00	5.00	8
My overall rating of the teaching	4.38	5.00	2.00	5.00	4.00	5.00	5.00	8
My overall rating of this course	4.00	4.50	2.00	5.00	2.50	4.50	5.00	8

Student Evaluations of Teaching (Q1-Q16)

Competency Statistics		Value
Mean		4.37
Median		5.00

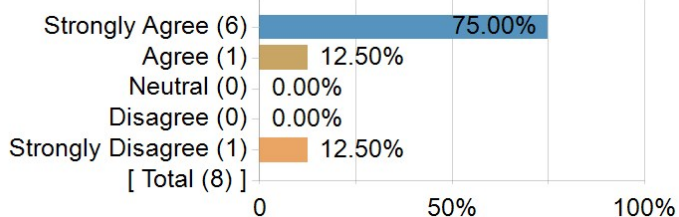
1. Course requirements and expectations were clear		2. The course was well organized	
 <p>Strongly Agree (7) 87.50%</p> <p>Agree (0) 0.00%</p> <p>Neutral (0) 0.00%</p> <p>Disagree (0) 0.00%</p> <p>Strongly Disagree (1) 12.50%</p> <p>[Total (8)]</p>		 <p>Strongly Agree (6) 75.00%</p> <p>Agree (0) 0.00%</p> <p>Neutral (1) 12.50%</p> <p>Disagree (0) 0.00%</p> <p>Strongly Disagree (1) 12.50%</p> <p>[Total (8)]</p>	
Statistics		Statistics	
Value		Value	
Response Count		Response Count	
8		8	
Mean		Mean	
4.50		4.25	
Median		Median	
5.00		5.00	
3. The instructor helped me to better understand the course material		4. Feedback (written comments and suggestions on papers, solutions provided, class discussion, etc.) was helpful	
 <p>Strongly Agree (6) 75.00%</p> <p>Agree (1) 12.50%</p> <p>Neutral (0) 0.00%</p> <p>Disagree (0) 0.00%</p> <p>Strongly Disagree (1) 12.50%</p> <p>[Total (8)]</p>		 <p>Strongly Agree (6) 85.71%</p> <p>Agree (1) 14.29%</p> <p>Neutral (0) 0.00%</p> <p>Disagree (0) 0.00%</p> <p>Strongly Disagree (0) 0.00%</p> <p>[Total (7)]</p>	
Statistics		Statistics	
Value		Value	
Response Count		Response Count	
8		7	
Mean		Mean	
4.38		4.86	
Median		Median	
5.00		5.00	
5. The instructor showed respect for the students		6. The instructor was accessible either in person or electronically	
 <p>Strongly Agree (7) 87.50%</p> <p>Agree (1) 12.50%</p> <p>Neutral (0) 0.00%</p> <p>Disagree (0) 0.00%</p> <p>Strongly Disagree (0) 0.00%</p> <p>[Total (8)]</p>		 <p>Strongly Agree (5) 62.50%</p> <p>Agree (3) 37.50%</p> <p>Neutral (0) 0.00%</p> <p>Disagree (0) 0.00%</p> <p>Strongly Disagree (0) 0.00%</p> <p>[Total (8)]</p>	
Statistics		Statistics	
Value		Value	
Response Count		Response Count	
8		8	
Mean		Mean	
4.88		4.63	
Median		Median	
5.00		5.00	

7. The course grading policy was clear



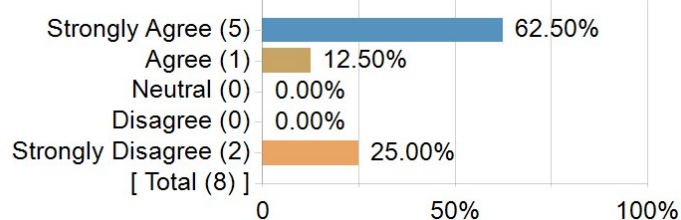
Statistics	Value
Response Count	8
Mean	4.25
Median	5.00

8. Graded work reflected what was covered in the course



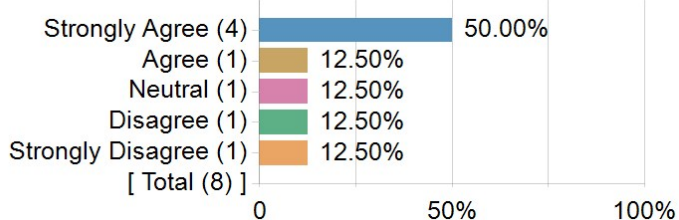
Statistics	Value
Response Count	8
Mean	4.38
Median	5.00

9. The assignments (projects, papers, presentations, etc.) helped me learn the material



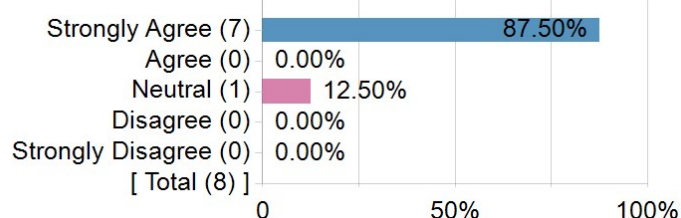
Statistics	Value
Response Count	8
Mean	3.88
Median	5.00

10. The textbook and/or assigned readings helped me understand the material



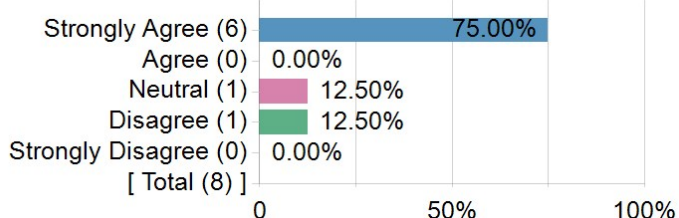
Statistics	Value
Response Count	8
Mean	3.75
Median	4.50

11. Assignments and exams were returned in a reasonable amount of time



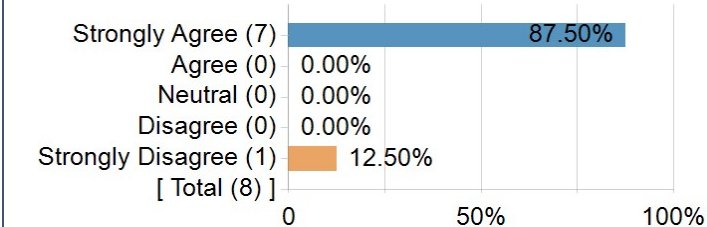
Statistics	Value
Response Count	8
Mean	4.75
Median	5.00

12. The instructor covered the important aspects of the course as outlined in the syllabus



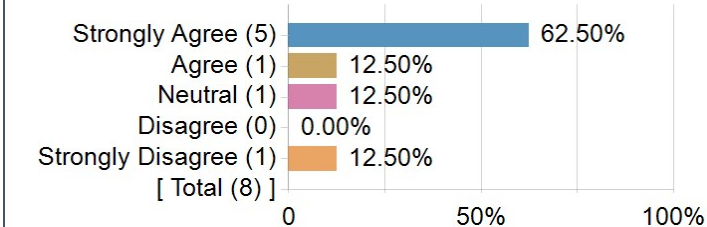
Statistics	Value
Response Count	8
Mean	4.38
Median	5.00

13. The instructor made the class intellectually stimulating



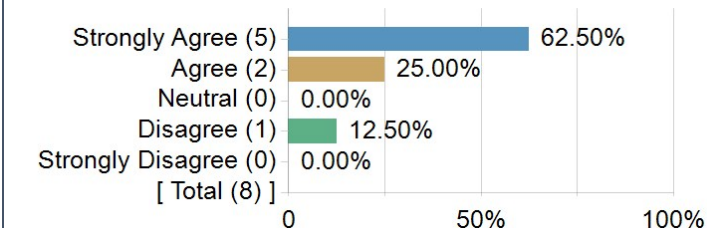
Statistics	Value
Response Count	8
Mean	4.50
Median	5.00

14. The instructor encouraged the students to be actively involved in the material through discussion, assignments, and other activities



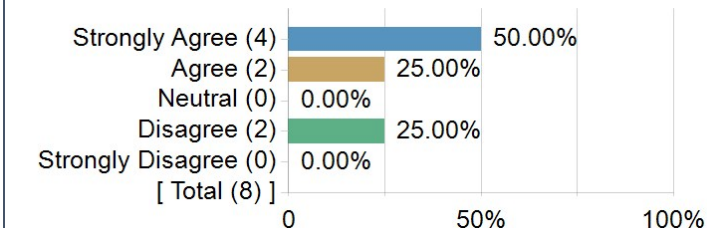
Statistics	Value
Response Count	8
Mean	4.13
Median	5.00

15. My overall rating of the teaching



Statistics	Value
Response Count	8
Mean	4.38
Median	5.00

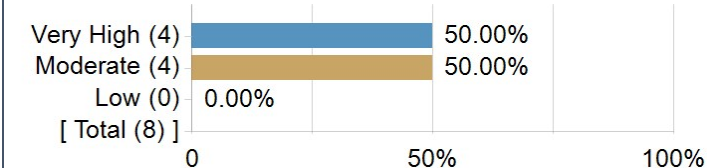
16. My overall rating of this course



Statistics	Value
Response Count	8
Mean	4.00
Median	4.50

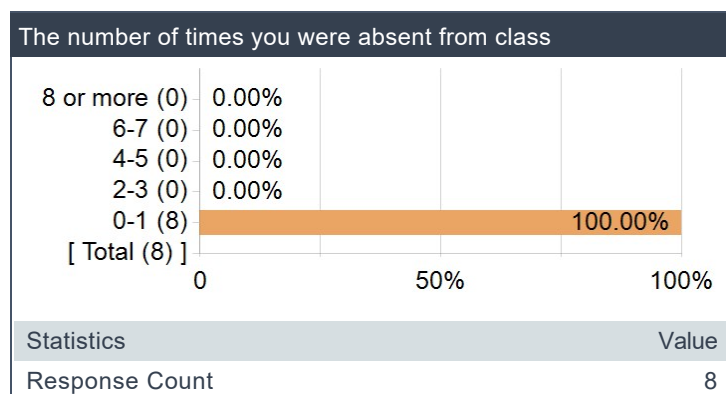
The amount of effort you put into the course

The amount of effort you put into the course

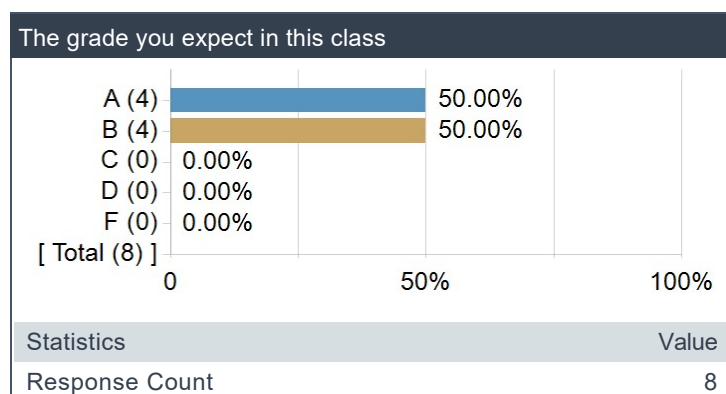


Statistics	Value
Response Count	8


The number of times you were absent from class



The grade you expect in this class



This course is:



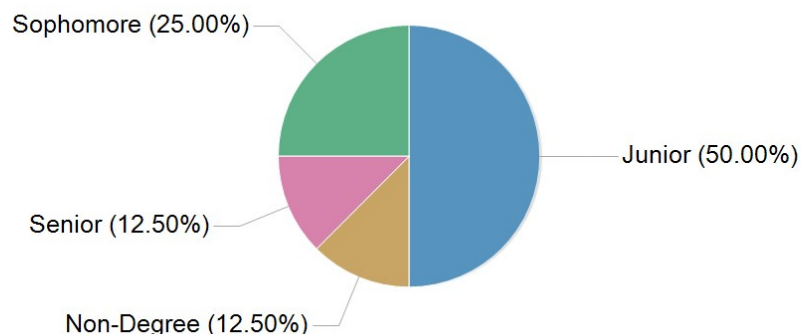
What aspects of the course and the way it was taught helped you to learn?

Comments
The policy assignments were especially helpful for developing proposals to real world issues and understanding all the elements at play and how complex it can be. His assignments were innovative and fresh which taught me how to think more out-of-the-box as opposed to a standard essay assignment. He also provided timely feedback and understanding to students who needed it. He was extremely responsive and on point with his office hours as well whenever any student was confused. Professor Kessler is a great professor who clearly loves what he does for a living which reflects well in his class work assigned. I thought overall the class was really engaging and fun. Even for the final presentation, as much as I was nervous, he managed to turn it into a not so intimidating environment to present with only constructive criticism in return and group questions. Cool guy and I would take another one of his classes if he was offering one!
The topic was very interesting and you came off as extremely knowledgeable. You were able to answer practically any question in a very sensible manner, I appreciated that.
The course was inter-active, and the content was really good. Moreover, the teacher had strong knowledge of this class, and was able to answer all my questions either in the class or online. Plus the numerous data available helped me get through the assignments.
I really regret taking this course. It covered too many concepts, never received feedback or rubric of my assignments, the guideline was very unclear. Writing an essay in just a week was not easy at all. I can't really say what I have learned from this class.
The material and stuff we learned were very interesting which is always nice to have when going to class after class.
I really do not like writing papers, but I felt like it made me have a better understanding of the ideas in class.

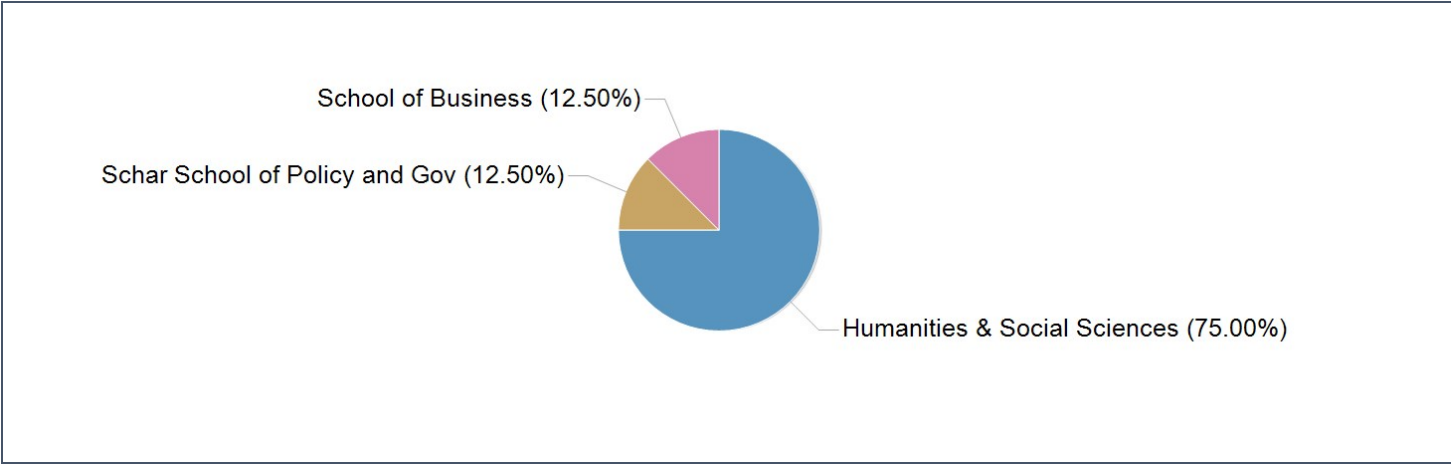
What modifications do you suggest for the next time the course is taught?

Comments
There are not any specific modifications in mind but sometimes the class discussion gets confusing especially when it gets too political.
Honestly I have no suggestions. He structured the class really well.
Everything you did was fine, I just wish more of the students in the class participated.
No modifications come to my head, to be honest, it was a very well structured course overall, and the teacher was really good! The policies helped me understand more on what my focus should be.
No regressions or econometrics we did the basics of it I feel but it was defineltly a lot to take in since ive never took either of those courses.
I felt like I didn't really need to read the assigned books to write the papers.

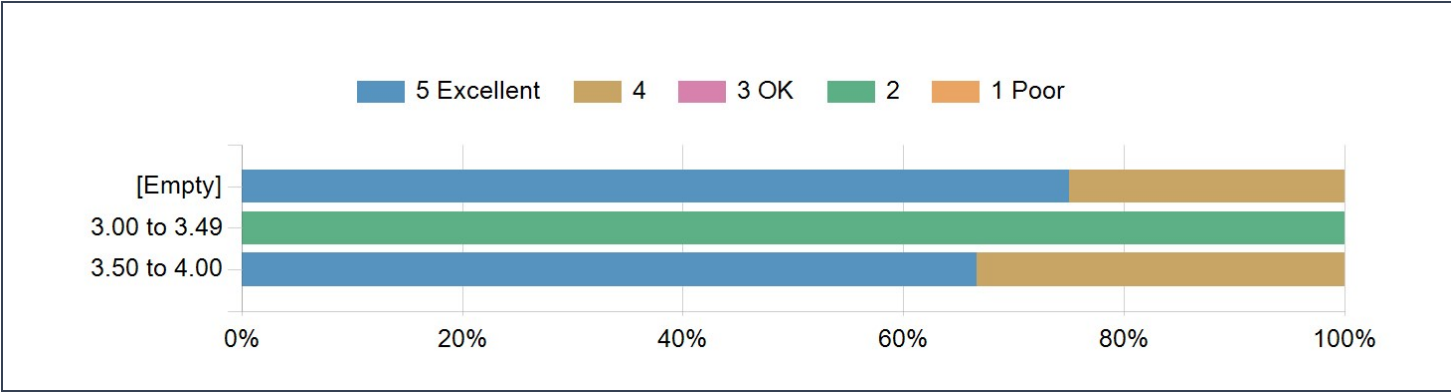
Student Class



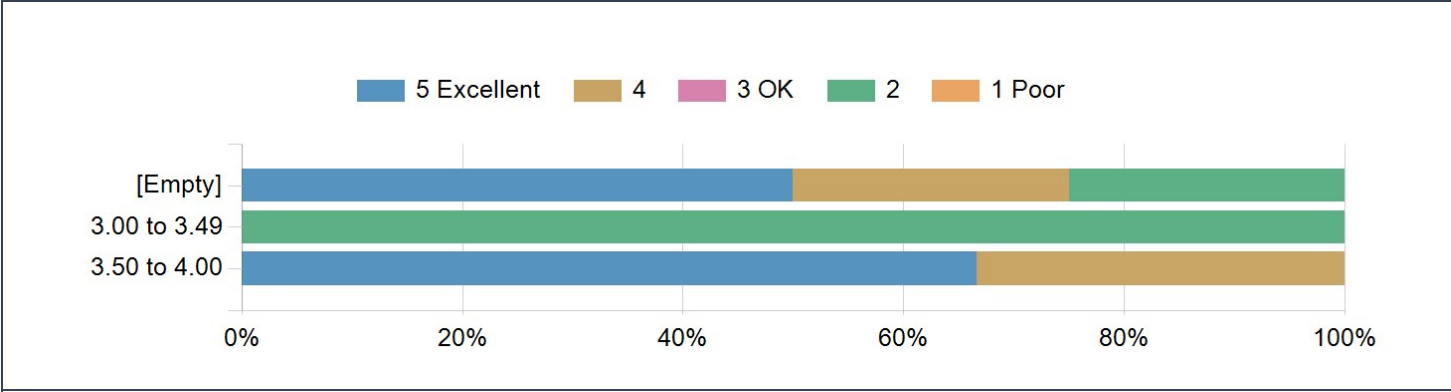
Student College



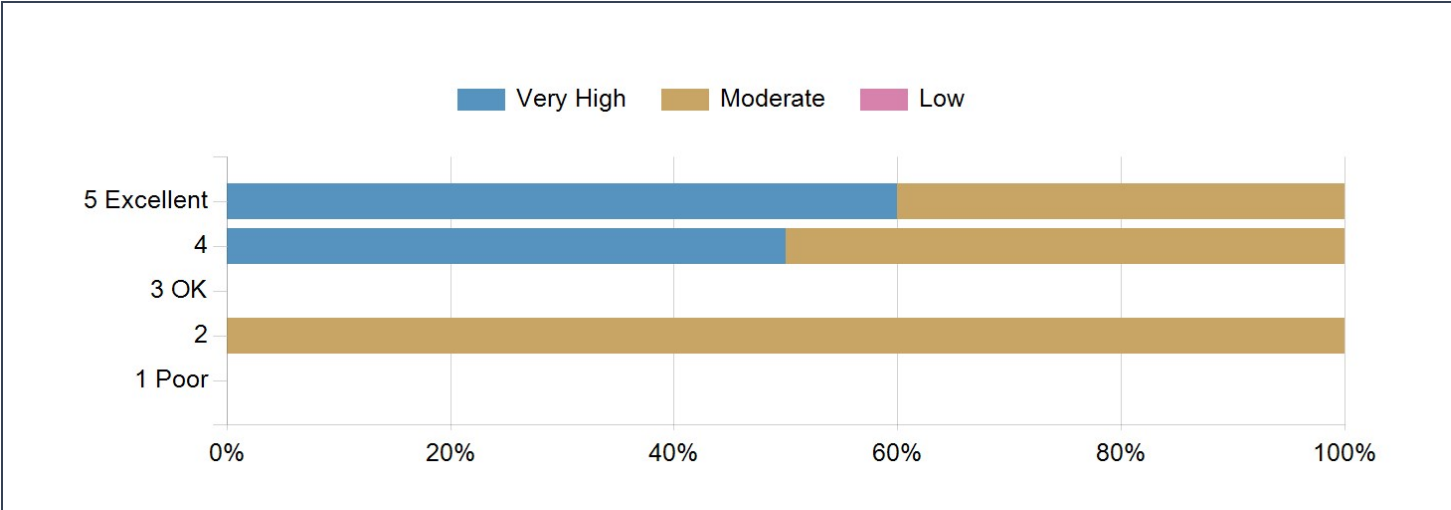
My overall rating of the teaching - Vs. GPA



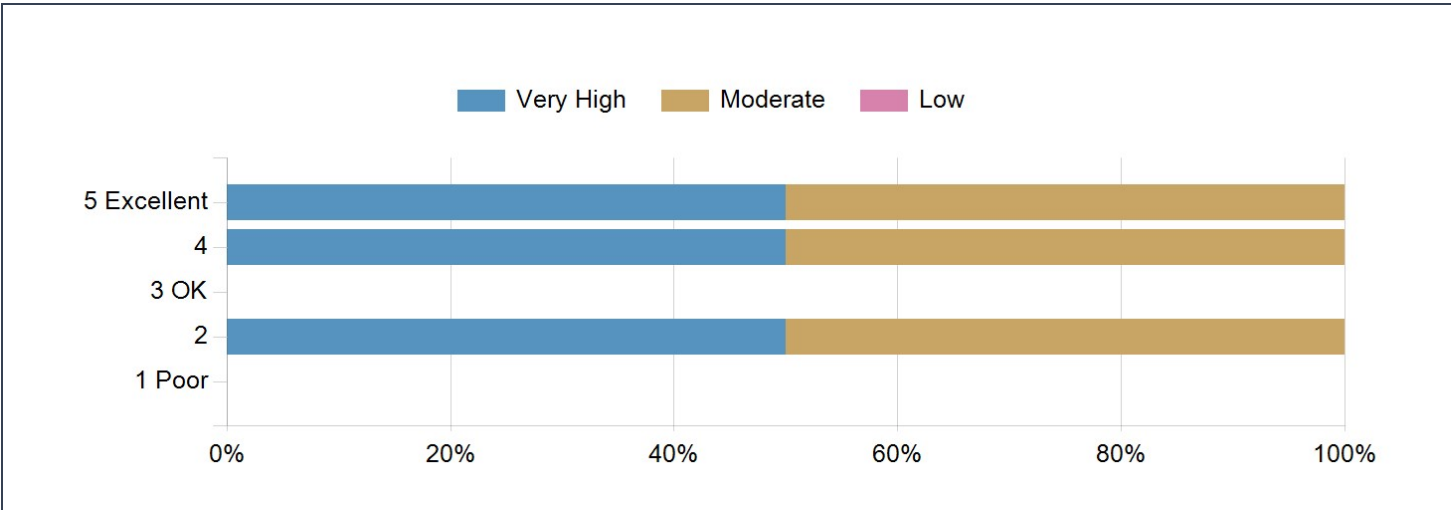
My overall rating of this course Vs. GPA



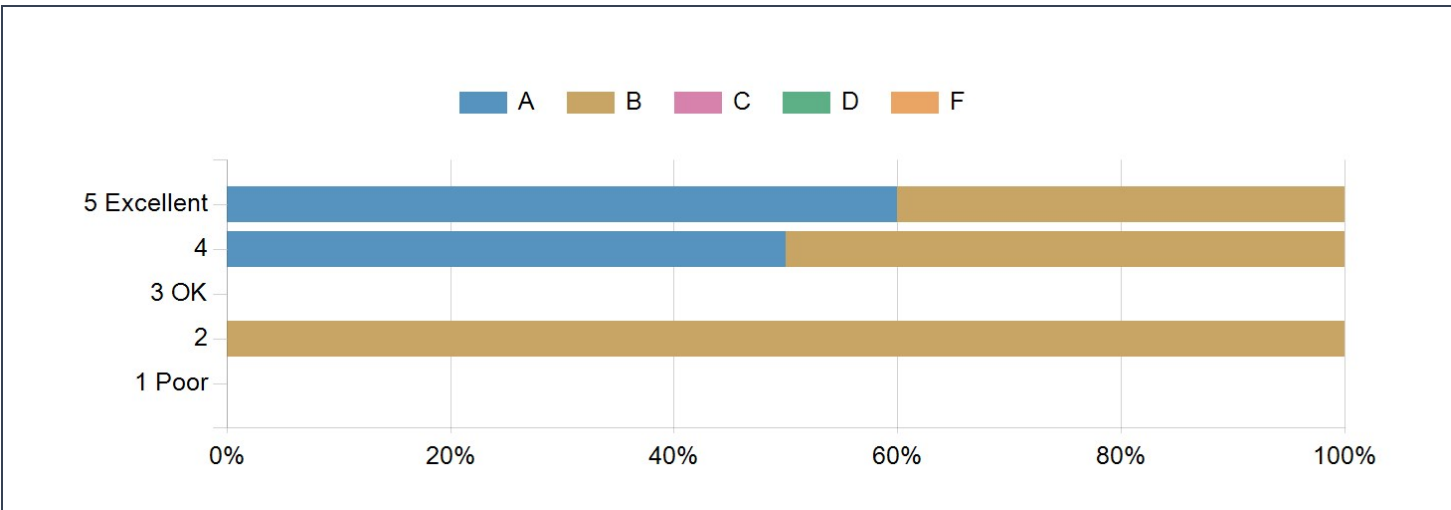
The amount of effort you put into the course Vs. My overall rating of the teaching



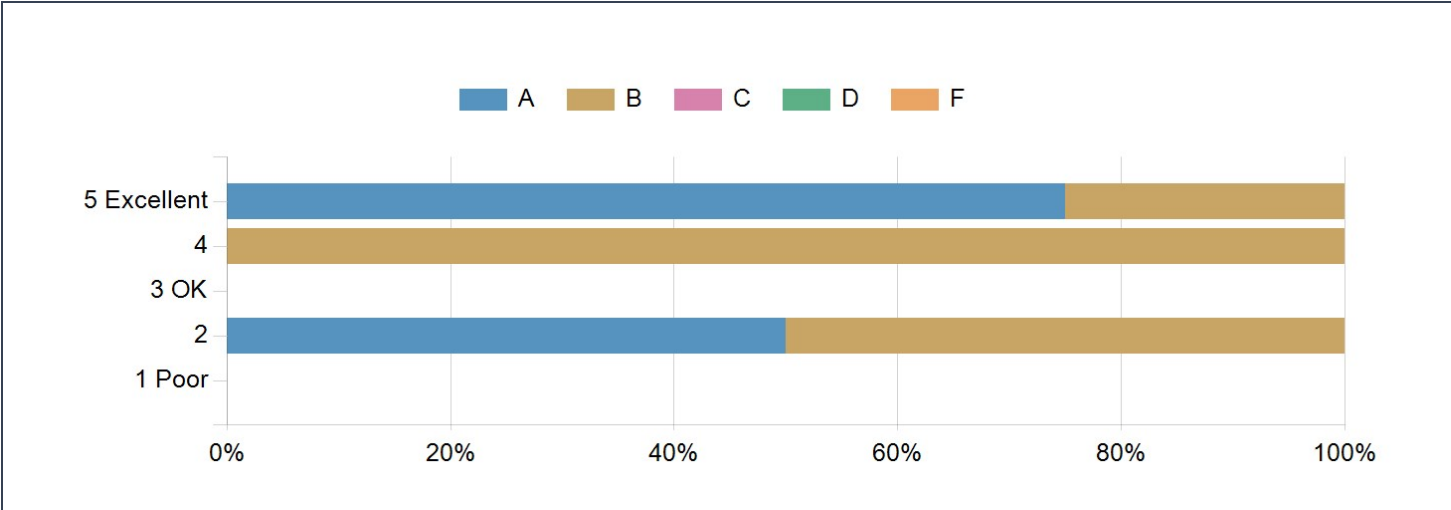
The amount of effort you put into the course Vs. My overall rating of this course



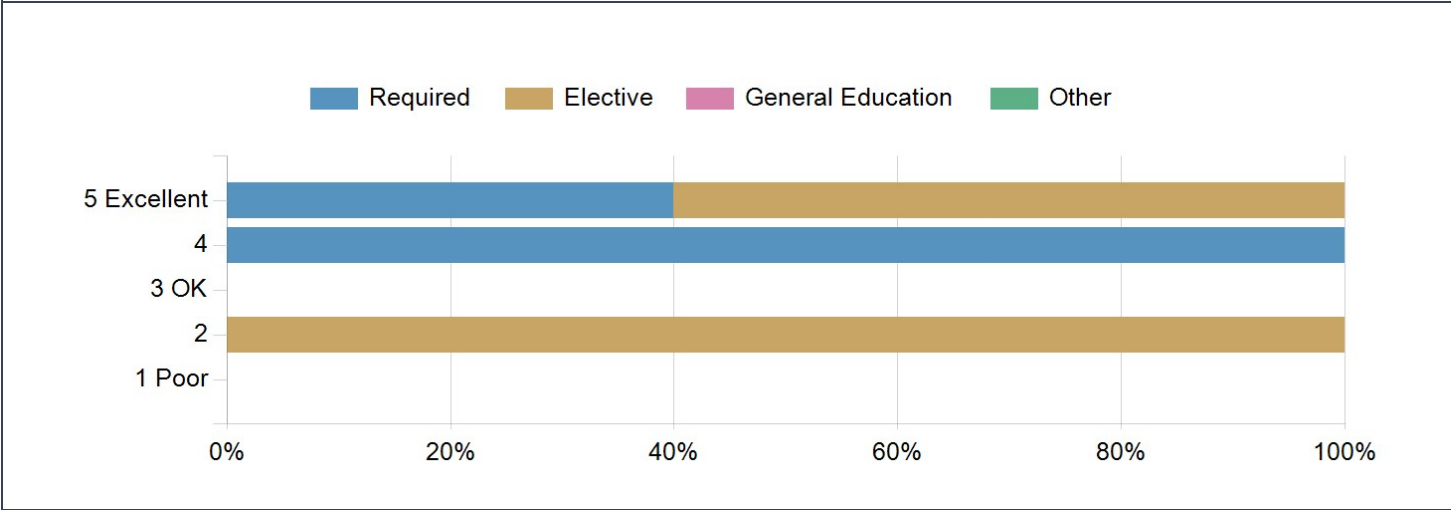
The grade you expect in this class Vs. My overall rating of the teaching



The grade you expect in this class Vs. My overall rating of this course



This course is: Vs. My overall rating of the teaching



This course is: Vs. My overall rating of this course

